SOLAR POWER PROJECT BY MYTRAH ENERGY INDIA PRIVATE LIMITED

Document Prepared By

VKU Certification Pvt. Ltd.

Regd. Off: Flat No. 306, Sky Star, N-1, New Rani Bagh Khandwa Road, Indore, Madhya Pradesh, India - 452020

URL: http://vkucertification.com | e-mail:info@vkucertification.com

Project Title	Solar Power Project by Mytrah Energy India Private Limited
Version	1.2
Report ID	VKU.VER.130.23_VCS_1784

Report Title	Solar Power Project by Mytrah Energy India Private Limited
Client	Infinite Environmental Solution Pvt. Ltd.
Pages	111
Date of Issue	03-April-2024
Prepared By	VKU Certification Pvt. Ltd.
Contact	Regd. Off: Flat No. 306, Sky Star, N-1, New Rani Bagh Khandwa Road, Indore, Madhya Pradesh - 452020 URL: http://vkucertification.com e-mail: info@vkucertification.com
Approved By	Dr. Vikas Kumar Aharwal (Founder and Director) vikas.aharwal@vkucertification.com
Work Carried Out By	Sanjay Kumar - Team Leader cum Technical Expert TA 1.2 (Local Expert – Country: India) Anil Dhankar - Validator/Verifier-Trainee Priyanshee Modi – Project Trainee Vivek Kumar Ahirwar - Technical Reviewer cum Technical Expert TA 1.2

Summary:

VKU Certification Pvt. Ltd. (hereafter referred to as VKU) was commissioned by **Infinite Environmental Solution Pvt. Ltd.** (hereafter referred to as Infinite Solution) to verify the greenhouse gas emission reductions reported for the project activity "**Solar Power Project by Mytrah Energy India Private Limited.**" (**VCS ID: 1784**) in India. This is the sixth verification of the project activity for monitoring period i.e., from **01-April-2022 to 30-June-2023 (Inclusive of both start and end dates)** under **first crediting period of 10 years i.e., from 19-June-2017 to 18-June-2027 (Inclusive of both start and end dates).**

The purpose of the verification: The objective of the verification process is to obtain an impartial evaluation of the ex-post determination of the monitored reductions in greenhouse gas (GHG) emission. This verification ensures that the monitoring methodology aligns with the plan outlined in the registered VCS Joint PD and MR (Version 02) /3/ and that the monitoring data used to confirm reductions in human-caused emissions from sources is comprehensive, definitive, and transparently presented.

The verification scope of the project is:

- To verify that the project is implemented as described in the registered VCS Joint PD & MR (Version 02)/3/.
- To evaluate the project's adherence to relevant regulations, including the legislation of the host country (India).
- To verify the implementation and functionality of the monitoring system, ensuring the generation of Verified Carbon Units without any instances of double counting.
- To verify the accuracy, completeness, consistency, transparency, and absence of significant errors or omissions in the reported data by examining monitoring records and emissions reduction calculations.
- To ensure that the actual monitoring systems and procedures align with those described in the monitoring plan.
- To assess the GHG emission reduction data and provide a conclusion with a reasonable level of assurance regarding the absence of material misstatements.
- To verify that reported GHG emission data is sufficiently supported by evidence.

Verification was conducted using VKU's procedures in line with the requirements specified in the VCS Program Guide version 4.4/8/, VCS Standard Version 4.5/10/, VCS Validation and Verification Manual version 3.2/11/, CDM M&P, the latest version of the CDM Validation and Verification Standard 3.0/9/, and relevant decisions of the COP/MOP and the CDM EB viz., the requirements of Article 12 of the Kyoto Protocol, the CDM Modalities and Procedures as agreed in the Marrakech Accords under
decision 3/CMP.1, the annexes to this decision, subsequent decisions and guidance made by COP/MOP & CDM Executive Board and other relevant rules, including the Host Country (India) legislation. Furthermore, standard auditing techniques were applied throughout the verification process.

The verification process included *inter alia* a desk review, hybrid (onsite + remote) site assessment, resolution of outstanding issues and the issuance of the final verification report and certification. This comprehensive verification is aimed to ensure that the reported emission reductions are thorough and precise, aligning with the relevant VCS requirements, thus enabling the project to obtain certification.

VKU diligently followed the rule-based approach during the verification process, ensuring strict adherence to the applicable VCS requirements. The verification encompassed a comprehensive assessment of the project activity's operations, monitoring procedures, and GHG emission reduction calculations.

During this sixth verification, it is to note that as a result, a total of nine **(10)** findings were identified, comprising five **(06) Corrective Action Request (CARs); four (04) Clarification Requests (CLs) and zero (00) Forward Action Requests (FAR).** All the raised findings were successfully resolved/closed after necessary corrections/clarifications by the client. The same has been discussed in Appendix B of this verification report.

The verification team ensured that the reported emission reductions are complete and accurate by verifying 100% of the data with the supporting documents and evidences made available to the assessment team, This was performed during desk review and also during site visit (hybrid) by conducting personnel interviews and focussed group discussions along with verification of data present on-site in accordance with applicable VCS requirements to be certified therefore the verification team has detected no further uncertainties.

The GHG emission reductions were calculated based on the approved methodology ACM0002, Version 19: Grid-connected electricity generation from renewable sources /13/ and Tool to calculate the emission factor for an electricity system; Version 07.0 /19/ and the monitoring plan included in the registered VCS Joint PD & MR (version 02) dated 08-June-2019/3/

Verification Conclusion:

Based on VKU's thorough assessment, it is their professional judgment that the project activity "Solar Power Project by Mytrah Energy India Private Limited." (VCS ID **1784**) fully complies with the applicable requirements of VCS standard version 4.5 /10/ and associated guidelines. The project has successfully implemented the designated baseline and monitoring methodology outlined in ACM0002: Grid-connected electricity generation from renewable sources- Version 19.0 /13/.

The monitoring system in place is effective and reliable, ensuring reasonable level of measurement and precision level allowed by the methodology and the VCS standards without any significant discrepancies.

As a result, VKU is able to objectively state that the project has achieved an emission reduction of **751,827** tCO_2e during the sixth verification for monitoring period, which spans from **01-April-2022 to 30-June-2023 (Inclusive of both start and end dates)** under first crediting period i.e., from **(19-June-2017 to 18-June-2027; Including both dates)**. This certification affirms the project's substantial contributions towards mitigating greenhouse gas emissions.

CONTENTS

1 Introduction 7

1.1 Objective ... 7

1.2 Scope and Criteria ... 8

1.3 Level of Assurance ... 10

1.4 Summary Description of the Project ... 10

2 Verification Process 13

2.1 Method and Criteria ... 13

2.2 Document Review ... 15

2.3 Interviews ... 18

2.4 Remote site visit ... 23

2.5 Resolution of Findings ... 26

2.5.1 Forward Action Requests 27

2.6 Eligibility for Validation Activities ... 27

3 Validation Findings 28

3.1 Participation under Other GHG Programs ... 28

3.2 Methodology Deviations ... 29

3.3 Project Description Deviations ... 29

3.4 Grouped Project ... 31

4 Verification Findings 32

4.1 Project Implementation Status ... 32

4.2 Safeguards ... 47

4.2.1 No Net Harm 47

4.2.2 Local Stakeholder Consultation 48

4.3 AFOLU-Specific Safeguards ... 50

4.4 Accuracy of GHG Emission Reduction and Removal Calculations ... 50

4.5 Quality of Evidence to Determine GHG Emission Reductions and Removals ... 54

4.6 Non-Permanence Risk Analysis ... 82

5 Verification OPINION 83

APPENDIX A: ABBREVIATIONS 86

APPENDIX B: AUDIT FINDINGS **88**

APPENDIX C: COMPETENCE STATEMENT **108**

1 INTRODUCTION

1.1 Objective

Infinite Solutions Pvt. Ltd. (hereafter referred to as Infinite Solutions) commissioned M/s VKU Certification (hereafter referred to as VKU) to carry out the sixth verification of the project "Solar Power Project by Mytrah Energy India Private Limited." (VCS ID 1784) project in India. The monitoring period from **01-April-2022 to 30-June-2023** (Inclusive of both start and end dates) under first crediting period i.e., from **19-June-2017 to 18-June-2027** (Inclusive of both dates).

The agenda of the verification is to have an independent evaluation of a project activity by an accredited validation and verification body against the requirements of the VCS Program Guide Version 4.4 /8/, VCS standard version 4.5 /10/ and GHG program applied, based on the registered VCS Joint PD and MR (Version 02) dated 08-June-2019/3/.

This is the sixth verification of first crediting period (19-June-2017 to 18-June-2027), (Inclusive of both dates) for a period of fifteen months or 456 days i.e., from 01-April-2022 to 30-June-2023 (Inclusive of both start and end dates). The project activity adopts renewable crediting period[1] of 10 years period which can be renewed as mentioned in section 1.6 of VCS Joint PD and MR (Version 02) dated 08-June-2019/3/.

Table No 01: Number and time period of Verification under renewable crediting period:

Validation/Periodic Verification No.	Monitoring Period (Inclusive of both dates)	Number of years
Validation and 1st Verification in VCS	19-June-2017 to 17-March-2019	01 year, 08 months, 27 days
2nd Verification in VCS	18-March-2019 to 31-March-2020	01 year, 00 month, 14 days
3th Verification in VCS	01-April-2020 to 31-May-2021	01 year, 02 months, 00 days
4th Verification in VCS	01-June-2021 to 28- February-2022	00 year, 09 months, 00 days
5th Verification in VCS	01–March-2022 to 31-March-2022	00 year, 01 month, 00 days

[1] The project activity adopts renewable crediting period of 10 years period which can be renewed for maximum 2 times.

6th (Current Monitoring Period) in VCS	01-April-2022 to 30-June -2023	01 year, 03 months, 00 days
Total	————	06 years, 00 months, 12 days

The verification is performed by reviewing evidences & documents submitted to the VKU Assessment Team by PP, for the registered project activity to establish that:

- The project activity has been implemented and operated in strict adherence to the registered VCS Joint PD and MR Version 02 dated 08-June-2019 /3/ & MR /1/ and that all essential physical aspects (technology employed, technical specifications of the project equipment's (Solar panels, Inverters, Transformers etc.), metering and monitoring protocols of the project have been diligently implemented.
- The monitoring report/1/ and accompanying documentation have been meticulously compiled and are comprehensive in nature.
- The data has been methodically recorded and stored in accordance with the prescribed monitoring methodology outlined in "ACM0002: Grid-connected electricity generation from renewable sources - Version 19.0 /13/ and approved monitoring plan.

The verification process aimed to confirm the seamless implementation and full functionality of the monitoring system, ensuring the accurate generation of Verified Carbon Units (VCUs) without any instances of double counting/30/. Additionally, meticulous scrutiny of the monitoring records and emissions reduction calculations has been carried out to guarantee the completeness, consistency, transparency and absence of any material errors or omissions in the reported data. This aims to establish the reliability and integrity of the data.

1.2 Scope and Criteria

The scope of this verification was the independent, objective review and ex-post determination of the monitored reductions in GHG emissions from the "Solar Power Project by Mytrah Energy India Private Limited". The verification of this project was based on the validated & registered VCS Joint PD and MR Version 02 dated 08-June-2019/3/ & monitoring report/1/ along with supporting documents submitted by the project proponent to the VKU verification team. The documents thus submitted to the VKU Assessment Team were reviewed against the following guidance & protocols:

i) VCS Programme Guide (Version 4.4) /8/
ii) VCS Standard (Version 4.5) /10/
iii) VCS Program Definitions (Version 4.4) /6/
iv) VCS Registration & Issuance Process (Version 4.4) /7/
v) VCS validation and verification manual (Version 3.2)/11/
vi) CDM Approved methodology ACM0002 (Version 19.0) /13/

vii) Tool to calculate the emission factor for an electricity system (Version 07.0)/20/
viii) Tool for the demonstration and assessment of additionality, (Version 07.0.0)/21/
ix) CDM Validation and Verification Standard (Version 3.0)/12/

The steps involved are as follows:

- To assess the project's compliance with other relevant rules including the host country (India) legislation.
- To confirm that the monitoring system is implemented and fully functional to generate voluntary emission reductions without any double counting.
- To verify that actual monitoring systems and procedures are in compliance with the monitoring systems and procedures described in the monitoring plan.
- To evaluate the GHG emission reduction data and express a conclusion with a reasonable level of assurance about whether the reported GHG emission reduction data is free from material misstatement is sufficiently supported by evidence.
- The verification process ensures that the reported emission reductions are comprehensive and accurate in order to obtain certification.

The verification method and criteria encompassed several phases, including

(i) Desk review of VCS Joint Project Description & Monitoring Report, registered under Version 02 dated 08-June-2019/3/, Monitoring Report/1/, ER Sheet/02/ and other supporting documents listed in Table-04;
(ii) Hybrid (Onsite + Remote) site visit including interviews & Focussed Group Discussions with Stakeholders & PP representatives involved in project's implementation.
(iii) VKU's Completeness/Quality Check, and
(iv) The Final issuance of the verification report.

Outstanding issues were resolved, leading to the issuance of the final verification report and the relevant VCS Verification Deed of Representation.

It is important to note that the verification process does not involve in providing consultancy to the project proponents. However, requests for clarifications and corrective actions may have contributed to improvements in the monitoring process.

1.3 Level of Assurance

All the revisions of the verification report before being submitted to the client were subjected to an independent internal technical review to confirm that all verification activities had been completed according to the pertinent VKU's procedure, with a "Reasonable level of assurance", as per section 04 clause 4.1.2, 4.1.10 and serial no. 6 of clause 4.1.24 of the VCS Standard version 4.5/10/.

The verification report is based on the Monitoring report/1/, registered VCS Joint PD and MR (Version 02) dated 08-June-2019/3/ & supporting documents that were made available to the VKU's assessment team references provided in table-04 and information collected through performing interviews with PP Representatives/Local Stakeholders during hybrid visit (Onsite + remote site visit)/38/.

The technical review was performed by a technical reviewer(s) qualified in accordance with VKU's qualification procedure. The assessment team and the technical reviewers consist of the following personnel.

Table No 02: The Assessment Team comprises of

Role/Qualification of Assessment Team	Last Name	Middle Name	First Name
VCS Team Leader, Technical Expert TA 1.2, (Local Expert – Country: India)	K.	Kumar	Sanjay
Validator/Verifier - Trainee	Dhankar	NA	Anil
Project Trainee	Modi	NA	Priyanshee

Table No 03: The Technical Reviewer Team comprises of:

Role/Qualification of Technical Team	Last Name	Middle Name	First Name
Technical Reviewer & Technical Expert TA 1.2	Ahirwar	Kumar	Vivek

1.4 Summary Description of the Project

Project Overview:

Project entails installation & operation of 372 MW $_{(AC)}$ solar project in three states (Karnataka, Punjab & Telangana) of India through different SPVs executed by Solar Power Project by Mytrah Energy India Private Limited. The primary objective of this undertaking is to generate clean

electricity from renewable solar energy sources. The project entails the installation and operations of 1,417,086 solar photovoltaic modules with rated capacities of 310 Wp, 315 Wp, 320 Wp, 325 Wp, 335 Wp, 340 Wp, and 350Wp.

Start date of this project activity is earliest date of interconnection with the grid i.e., 19-June-2017. This is the date of commissioning of 2 Project Sites (Bareta and Balran) 25 MW_{AC} each under this bundled project activity by Mytrah Aadhya Power Pvt Ltd (SPV). The entire project is in continuous operation since its date of commissioning of the power plant. The project was fully commissioned on date of interconnection with the grid of last project site in state Telangana i.e., 26-November-2018 and the details of the commissioning dates of the individual project activity are mentioned in the section 4.1 of this report.

Energy Source: This project harnesses solar energy to generate electricity through its 372 MW $_{(AC)}$ solar power project installation. The generated electricity is seamlessly integrated into the Unified Indian Grid. Notably, this procedure abstains from utilizing fossil fuels, ensuring the absence of greenhouse gas emissions. Consequently, this project contributes positively to the environment by producing sustainable power without adverse ecological effects.

Project Nature: The project is categorized as a Greenfield facility, signifying its new and innovative character. The electricity generated by this endeavour is exclusively earmarked for export to the Indian electricity grid therefore displace an equivalent amount of electricity which would have otherwise been generated by fossil fuel-dominant electricity grid. The Project Proponent thus plans to avail (VCS) benefits for this initiative. These benefits encompass recognized credits for the reduction of greenhouse gas emissions, underscoring the project's commitment to environmental sustainability

By implementing the project activity, the following GHG sources of emissions are reduced/avoided:

Baseline/Source	Generation of electricity by fossil fuel- dominated grid-connected power plants
Project Equipment/Sink	The avoidance of GHG emission into the atmosphere is due to the generation of electricity by renewable means i.e., Photovoltaic Modules/Installed Solar Power Plant of this project and exporting to Unified Indian Grid which is in line with 3.1.1 of ISO:14064 part -2
Baseline GHG emission source reduced/avoided	CO_2 emissions from fossil fuels and other fuel fired grid connected plants/projects.

The entire project is in continuous operation since its date of commissioning of the first solar plant, as witnessed by the assessment team during the hybrid site visit, & same was verified against the registered VCS Joint PD&MR/03/ previous Verification report/05/ and commissioning certificates/31/. Above documents have been submitted by PP in response to

the feedback raised as a CL#01. As per section 3.26 and clause 3.26.3 of the VCS Standard version 4.5/10/ it is an obligation for the project proponent to make available to the validation/verification body the required supporting documents

Hence VKU in adherence to the section 3.1, clause 3.1.8 of the VCS Standard version 4.5/10/ conforms that the capacity of the project i.e. 372 $MW_{(AC)}$ has been verified from the commissioning certificates/31/. This is also verified during hybrid site visit/40/, while interviewing the site personnels, and hence declare that the project capacity is in line with the defined methodology ACM0002 version 19.0/13/ and registered VCS Joint PD and MR version 02 dated 08-June-2019/3/.

The net electricity generated by the project activity that was evacuated to the grid during the current monitoring period (6th monitoring period) from **01-April-2022 to 30-June-2023** (inclusive of both the dates) is **802,570 MWh.** The total emission reductions achieved in this monitoring period i.e., from of **01-April-2022 to 30-June-2023** (Inclusive of both start and end dates) is **751,827 tCO_2e.**

2 VERIFICATION PROCESS

The registered VCS project "**Solar Power Project by Mytrah Energy India Private Limited**" (VCS ID 1784) is undergoing sixth periodic verification of first crediting period under VCS with VKU Certification Pvt Ltd. Monitoring period is from 01-April-2022 to 30-June-2023, both dates included and the first crediting period is from 19-June-2017 to 18-June-2027 (both dates included).

The approach adopted to ensure the quality of emission reductions is described in the following sections.

2.1 Method and Criteria

Verification was conducted using VKU's procedures in line with the requirements specified in the VCS Requirements, i.e., VCS Program Guide Version 4.4 /8/, VCS standard document version 4.5 /10/. The project activity is a bundled solar project and does not fall under the category of "grouped projects". As per VKU's Internal Document i.e., VKU.F74A. Sampling Plan Method and Guidance, Assessment team covered 75% capacity by Onsite visit and the remaining 25% capacity was verified Remotely (Briefly described in section 2.4 of this report). Assessment team confirms during hybrid visit (Onsite + Remote)/36/, 100% data for all the Solar project sites involved in this bundled project activity was reviewed and cross-verified for the verification of GHG emission reductions generated by the project.

- The GHG emission reductions are based on the approved Baseline and monitoring methodology **ACM0002 "Grid-connected electricity generation from renewable sources" Version 19.0** /13/
- Scope: 01 – Energy Industries (renewable /non-renewable sources)
- Project type: Type I – Renewable energy projects
- This is a bundled project activity.
- This is not a grouped and also a non-AFOLU project.

Tools used for GHG Calculations are as follows as per registered VCS Joint PD and MR version 02 dated 08-June-2019/3/:

- Tool to calculate the emission factor for an electricity system, Version 07.0.0 /20/
- Tool for the demonstration and assessment of additionality – Version 07.0.0 (EB 70, Annex 08)/21/

Keeping in line with ISO (14064-3; 2019, clause 06 & 14065-2020, clause 09) Standard guidelines assessment team has framed down the process for completing the verification and has followed the same throughout the execution of audit of the said project VCS 1784.

The verification consisted of the following phases.

1. **Planning and Intimation to VERRA about Remote site visit:** The assessment team starts with a desk review and as per section 4.1.13 of VCS standard version 4.5/10/, no need for site visit is identified for the project activity. Since this is the first time VKU has undertaken the verification process of this project activity and a hybrid (onsite + remote) site visit is planned. Assessment team also shared a NOVS Notice of Validation/Verification Services (NOVS) Form/39/ and submit it to auditing@verra.org, minimum 15 business days before the initial meeting with the project proponent..

2. **Strategic Analysis:** Assessment team performed strategic analysis to understand the activities and complexity of the project and to determine the nature and extent of the verification activities. The results of the strategic analysis shall be used in the risk assessment.

3. **Risk Assessment;** Assessment team performed risk assessment of the GHG statement to identify the risk of a material misstatement or nonconformity with the criteria

4. **Evidence Gathering Activities;** Using a risk-based approach assessment team prepared evidence gathering activities, to collect sufficient and appropriate evidence upon which the conclusion & determine whether the GHG statement conforms to the criteria, taking into account the principles of the standards or GHG programme that apply to the GHG statement.

5. **Audit and Sampling Plan:** An audit plan is prepared, including all sub-elements required for an integrated verification process aligned with the contract, scope, objectives, level of assurance and materiality, the same was documented in VKU.F24W. Audit and Sampling Plan_VKU.VER.130.23_VCS_1784.
6. **Evidence Gathering Plan;** The evidence-gathering plan is prepared based on the results of the VKU's Assessment Team's risk assessment. It was designed to lower the verification risk to an acceptable level. The evidence-gathering plan thus specify the type and extent of evidence-gathering activities
7. **Client Confirmation and Approval:** The audit plan is sent to the client for review and confirmation/approval via email.
8. **Document Review:** Relevant documents, such as the verification report, monitoring plan, methodology, VCS Joint PD & MR and QA/QC procedures are thoroughly reviewed.
9. **Hybrid (Onsite + remote) site Assessment:** This includes interviews and evaluation of the actual project scenario.
10. **Resolution of Discrepancies:** Any non-conformities identified during the assessment are addressed and resolved.
11. **Independent Review:** A technical reviewer provides an independent assessment.
12. **Final Verification:** After completeness checks, the verification report and certification are issued.

The following sections outline each step in more detail.

2.2 Document Review

During document review, VKU has applied standard auditing techniques to assess the quality of information provided. The verification was performed primarily based on the review of VCS monitoring report for "Solar Power Project by Mytrah Energy India Private Limited." Version 1.0 of 03-August-2023 and final Version 5.0 of 27-March-2024 /1/ and the emission reduction calculations spreadsheet for "Solar Power Project by Mytrah Energy India Private Limited." Version 1.0 of 03-August-2023 and final Version 5.0 of 27-March-2024 /2/. In addition, the registered VCS Joint PD and MR version 02 dated 08-June-2019/3/ has been specifically referred for baseline estimations and the monitoring plan for the project was reviewed. The following table-04 lists the documentation that was reviewed during the verification.

As per section 3.26 and clause 3.26.3 of the VCS Standard version 4.5/10/ it is an obligation for the project proponent to make available to the assessment team the required supporting documents and data needed to support statements and data as documented in the monitoring report. Thus, the assessment team reviewed the following documents during verification:

Table No: 04; Lists of the documentation that were reviewed during the current verification:

Current Verification Reference Documents	
/1/	VCS monitoring report for "Solar Power Project by Mytrah Energy India Private Limited • Version 1.0 of 03-August-2023 • Version 2.0 of 04-December-2023 • Version 3.0 of 20-December-2023 • Version 4.0 of 12-January-2024 • Version 5.0 of 27-March-2024
/2/	Emission Reduction Calculation Spreadsheet for "Solar Power Project by Mytrah Energy India Private Limited • Version 1.0 of 03-August-2023 • Version 2.0 of 04-December-2023 • Version 3.0 of 20-December-2023 • Version 4.0 of 12-January-2024 • Version 5.0 of 27-March-2024
Background Documents/Weblinks	
/3/	Registered VCS Joint PD-MR for the project 'Solar Power Project by Mytrah Energy India Private Limited" version 02 dated 08-June-2019
/4/	LGAI Technological Center, S.A (Applus+ Certification): Validation and Verification Report: Solar Power Project by Mytrah Energy India Private Limited, Version 02, dated 13-June-2019

/5/	LGAI Technological Center, S.A (Applus+ Certification): Verification Report: Solar Power Project by Mytrah Energy India Private Limited, Version 02, dated 27-July-2022
/6/	VCS program Definitions (Version 4.4) of 29-August-2023
/7/	VCS Registration & Issuance Process (Version 4.4) of 31-August-2023
/8/	VCS: VCS Program Guide, version 4.4 of 29-August-2023
/9/	VCS Standard, version 4.4 dated 17-January-2023
/10/	VCS: VCS Standard, version 4.5 of 11-December-2023 **(Latest)**
/11/	Validation and verification manual version 3.2 dated 19-October-2016
/12/	CDM Validation and Verification Standard version 3.0 dated 09-September-2021
/13/	CDM Executive Board: Baseline and Monitoring Methodology "ACM0002: Grid-connected electricity generation from renewable sources- ACM0002 Version 19.0
/14/	VERRA: Project search
/15/	UNFCCC: Project search
/16/	Renewable Energy Certificate Registry of INDIA – Registered RE Generator List (recregistryindia.nic.in)
/17/	I-REC Standard – The International REC Standard Foundation (irecstandard.org)
/18/	Gold Standard Foundation
/19/	EIA NOTIFICATION dated 14-September-2006
/20/	Tool to calculate the emission factor for an electricity system, Version 07.0
/21/	Tool for the demonstration and assessment of additionality, Version 07.0.0
/22/	CO_2 Baseline Database for the Indian Power Sector
/23/	Ministry of Environment, Forest and Climate Change (MoEF&CC) Notification dated 14-September-2006 (S.O. 1533I
/24/	Central Electricity Authority (Installation and Operation of Meters) Regulations Notified on 17-March-2006 No. 502/70/CEA/DP&D Amendments Notified on 26-June-2010 No. 502/6/2009/DP&D/D-I https://cea.nic.in/wp-content/uploads/2020/02/meter_reg.pdf Metering Regulations Archiv–s - Central Electricity Authority (cea.nic.in)
Reference/Supporting documents submitted by PP to VVB	
/25/	Power Purchase Agreement

/26/	Certificates of Calibration for all the energy meters for the project activity active during current monitoring period (01-April-2022 to 30-June-2023, inclusive of both start and end dates)
/27/	JMRs Issued by respective State Utility/Discom to PP
/28/	Invoices issued by PP to DISCOM
/29/	SCADA Meter Readings
/30/	Letter of declaration dated from PP regarding not having created or sought any other form of environmental credit for the current verification period (01-April-2022 to 30-June-2023, inclusive of both start and end dates)
/31/	Commissioning Certificates of all project sites under the bundled project activity.
/32/	Technical Specifications of Solar Panels, Inverters, Transformers.
/33/	Grievance Register/Grievance-Resolution Letters present on project implemented site; more information related to the same has been included in Section 4.2.2 of this report
/34/	Tripping/Breakdown Details
/35/	Monthly Generation Reports
VVB Documents used during Current Verification	
/36/	GPS Google earth software used for Location; Google Earth Pro
/37/	GPS Map Camera: Geotag Photos & Added GPS Location
/38/	Hybrid (Remote+On-site Visit) Photographs/Evidences
/39/	Personnel Interviews and Focussed Group Discussions during hybrid (onsite + remote) visit detailed in section 2.3 of this report.
/40/	VKU-Attendance Sheet of Audit_ VKU.VER.130.23_VCS 1784
/41/	VKU-Audit and Sampling Plan_ VKU.VER.130.23_VCS 1784
/42/	ISO 14064-3:2019: Greenhouse gases — Part 3: Specification with guidance for the verification and validation of greenhouse gas statements
/43/	ISO 14065:2020: General principles and requirements for bodies validating and verifying environmental information
/44/	ISO/IEC 17029:2019: Conformity assessment — General principles and requirements for validation and verification bodies
/45/	ISO 14064-2:2019: Greenhouse gases; Part 2: Specification with guidance at the project level for quantification, monitoring and reporting of greenhouse gas emission reductions or removal enhancements
/46/	Notice of Validation/Verification Services Form- VKU.VER.130.23_VCS 1784

2.3 Interviews

A hybrid (on-site + remote) site visit /38/ was performed by the VKU assessment team (VKU). The representatives of the PP were interviewed personally during hybrid site visit; i.e., Tables 05 & 06 provide a comprehensive overview of the interview process/39/ conducted during the verification. The interviews specifically targeted individuals responsible for monitoring the project activity, data collection and management, as well as those involved in the quality assurance and quality control (QA/QC) procedures. The tables serve to identify the individuals interviewed and provide relevant information regarding their roles within the project. Key personnel interviewed during the opening meeting and closing meeting session of the hybrid (onsite + remote) audit, and the main topics of the interviews are summarized in the table below:

Table no: 05: Details of Personnel Interview

S.no	Name	Gender	Designation	Topic of Discussion
1	Ramesh	Male	Assistant Manager (JSW)	Implementation of the project, Baseline emission, Emission reduction calculation, technical description of the project and monitoring along with QA/QC SCADA, Breakdown details and maintenance of generation records Data recording, management and archiving procedure
2	D. Vinay Kumar	Male	Site In charge	
3	K. Masaiah	Male	Technician	
4	S. Saleshwaram	Male	Technician	
5	M. Shekar	Male	Helper	
6	A. Suresh	Male	Asst. Manager	
7	P.V.S. Pavan	Male	Asst. Manager	

8	Dinkar	Male	Jr. Engineer	
9	Ch. Raju	Male	Technician	
10	D. Chander	Male	Technician	
11	P. Raju	Male	Technician	
12	Bheemeshwar Reddy	Male	Asst. Manager	
13	Satesh Kumar	Male	Site Incharge	
14	Parveen	Male	Technician	
15	Golappagpaul	Male	Asst. Manager	
16	Manjunath. k	Male	Site Incharge	
17	D. Armselvam	Male	Dy. Manager	

18	**S. Kamvi Raj**	**Male**	Aerodynamic Technician	
19	**S. Kalidass**	**Male**	Aerodynamic Technician	
20	**J. Manimaran**	**Male**	Aerodynamic Technician	
21	**Muppidath. G**	**Male**	Site Incharge	
22	**Sharmila. M**	**Female**	Account	
23	**Shobia. A**	**Female**	Account	
24	**Pushpinder Singh**	**Male**	Site Incharge	
25	**Shamsher Ali**	**Male**	Technician	

The topics covered during interview ranges from general features and implementation of project to technical details of the project like calibration details, monitoring and measuring system and data collection, recording, emergency procedures, data archiving procedures. The assessment was based on the feedback received during hybrid (onsite + remote) interview/38/ coupled with the documentation.

During hybrid (onsite + remote) site visit /38/, local stakeholders involved in the projects have been also interviewed/39/ to verify implementation of grievance mechanism and process of its resolution, as mentioned in the Monitoring report/1/ (refer section 1.11, & 2.2 of MR/1/). It also included confirmation of sustainable development claims and verification of the socio-economic impact made by the project on the local community. Assessment team also checked records and observed that the PP has provided opportunities for the locals to express their

opinions and grievances, Project developed has put efforts to resolve any issues through effective communication & consultation with stakeholders. Assessment team could verify & confirm all the above statements via focussed group discussions and personal interview/39/ with stakeholders as tabulated below:

Table no: 06: Details of Personnel Interview/Focussed Group Discussion with Stakeholders

S.no	Name	Gender	Designation	Category	Topic of Discussion
1	Sachin S Shinde	Male	Site Operator	Local Stakeholder	Execution of Project activity and its impact on the economic, social and environmental parameters on the local people of the area & around the situated project activity The ongoing communication procedure and the address of their grievance mechanism followed by the project proponent Scope and generation of employment in the locality due to the implementation of said project activity in the area. The ongoing trainings provided to the locals for self-employment.
2.	Vikas Jadhav	Male	Senior Technician		
3.	Sachin More	Male	Site Operator		
4.	K. Ganesh	Male	Security		
5.	P. Hanmanth	Male	Security Supervisor		
6.	M. Mallaiah	Male	Security Supervisor		
7.	B. Sampath Kumar	Male	Security Supervisor		
8.	A. Balamallu	Male	Security Guard		
9.	V. Shankar	Male	Security Guard		

10.	D. Srinivas	Male	Security Guard		
11.	J. Srinivas	Male	Security Guard		
12.	D. Komraiah	Male	Security Guard		
13.	K. Pranay Kumar	Male	Security Guard		
14.	Mallesham	Male	Security Guard		
15.	Ch. Ram Chandram	Male	Security Guard		
16.	K. Srinivas	Male	Security Guard		
17.	Prakash H	Male	Jr. Engineer		
18.	Gajanand. S	Male	Technician		
19.	Appaji. C	Male	Technician		
20.	K. Ganesamoorthy	Male	Security Guard		

21.	S. Seventhivan	Male	Non Technical Assistance		
22.	P. Raju	Male	Non Technical Assistance		
23.	B. Durai	Male	Non Technical Assistance		
24.	Anil Sakat	Male	Security Guard		
25.	Vijay Kamble	Male	Office Boy		

VKU meticulously documented information obtained during the interviews with site personnel /39/. This data was recorded using VKU's dedicated form, VKU.F46W, known as the Attendance Sheet of audit/40/. Through a comprehensive process involving documentation, desk review, document verification and interviews with site personnel and local stakeholders, VKU Assessment Team affirms that no negative comments have been received during the current monitoring period. For further details, please refer to section 4.2.2 of this report.

2.4 Site visit

Introduction:

Decision to take hybrid site visit (Onsite + Remote) was based on independent risk assessment, as defined in section 4.1.13 of VCS standard version 4.5/10/

As per section 4.1.13 of VCS Standard version 4.5, a site visit is not mandatory for the project. However, it is noteworthy that this marks the inaugural verification of this project by VKU. Consequently, a hybrid verification approach, combining onsite and remote methods, has been employed.

Verification Method:

VKU, in adherence to its Internal Document VKU.F74A - Sampling Plan Method and Guidance, decided to conduct the assessment with a focus on covering 75% of the project's capacity through an onsite visit. The remaining 25% capacity was verified remotely. Selected sites for the onsite visit and remote inspection are mentioned in table 6 below.

Onsite Verification Details

The assessment team conducted a thorough onsite inspection of the 75% of the project location at the specified project location identified in the MR/1/ and table 06 of this report. The purpose was to evaluate and verify the project activities in alignment with the VCS Standard. Onsite visit included document reviews, physical meetings, physical inspection of project equipment's like Solar Pannels, Inverters, Transformers etc. and other appropriate means to verify the project's compliance with the VCS Standard.

Remote Verification Details:

The assessment team conducted a thorough remotely inspection of the remaining 25% of the project locations at the specified project location identified in the MR/1/ and table 06 of this report. The purpose was to evaluate and verify the project activities in alignment with the VCS Standard. Remote inspections included document reviews, virtual meetings, remotely inspection of project equipment's like Solar Pannels, Inverters, Transformers etc. and other appropriate means to verify the project's compliance with the VCS Standard.

Conclusion:

The hybrid verification approach undertaken by VKU for this bundled solar project, combining both onsite and remote assessments, ensures a robust evaluation of the project's adherence to the VCS Standard version 4.5./10/ This methodology aligns with VKU's commitment to thorough and effective project verification.

Table- 07: Location, date & mode of Audit

S.no	Project location	Date of Site visit	Mode of audit
1	Hunagund, Bagalkot Dist, Karnataka – 15 MW	11-09-2023	On site
2	Sindagi, Vijayapura Dist, Karnataka– 15 MW- Solar	11-09-2023	On site
3	Raibag, Belgaum Dist, Karnataka- 15 MW-Solar	13-09-2023	On site
4	Kamareddy, Kamareddy Dist, Telangana-50 MW	15-09-2023	On site
5	Domakonda, Kamaerddy Dist, Telanagana- 15 MW	15-09-2023	On site
6	Chengunta, Medak Dist, Telangana- 15 MW	16-09-2023	On site
7	Shanigaram, Karimnagar Dist, Telangana-	16-09-2023	On site

	15 MW		
8	Thimajipet, Nagakurnool Dist, Telangana-8 MW	17-09-2023	On site
9	Gadwal, Jogulamba Dist, Telangana-15 MW	17-09-2023	On site
10	Nagakurnool, Nagakurnool Dist, Telangana-15 MW	17-09-2023	On site
11	Tanduru, Vikarabad Dist, Telangana-15 MW	18-09-2023	On site
12	Tungathurthy, Suryapet Dist, Telangana-15 MW	18-09-2023	On site
13	K M Pally, Nalgonda Dist, Telangana-50 MW	18-09-2023	On site
14	Guntipally, Mahbubnagar Dist, Telangana-15 MW Arvpally, Nalgonda Dist, Telangana-8 MW	19-09-2023	On site
15	Tungibollaram, Medak District, Telanagana-15 MW	20-09-2023	On site
16	Balran, Sanroor Dist, Punjab-25 MW	22-09-2023	Remote
17	Bareta, Mansa Dist, Punjab-25 MW	22-09-2023	Remote
18	Reddypet, Nizamuddin Dist, Telangana-15 MW	23-09-2023	Remote
19	Tungathurthy, Suryapet Dist, Telangana-15 MW	23-09-2023	Remote
20	Alampur, Gadwal Dist, Telangana-11MW	30-09-2023	Remote

Further the location along with longitude and latitude is mentioned in section 4.1 of this report.

A Hybrid (Onsite + Remote)/38/ site visit was undertaken by the verification team to the project location identified in the MR/1/to carry out the following;

- An assessment of the implementation and operation of the registered project activity as per the registered VCS Joint PD and MR version 02 dated 08-June-2019/3/ and VCS MR/1/.
- A review of information flows that have been used to generate, aggregating and reporting of the monitoring parameters.

- Interviews/39/ with relevant personnel to determine whether the operational and data collection procedures are implemented in accordance with the monitoring plan in the registered VCS Joint PD and MR version 02 dated 08-June-2019/3/.
- A cross check between information provided in the monitoring report and data from other sources such as plant generation log books, inventories, purchase records or similar data sources.
- A check of the monitoring equipment including calibration performance and observations of monitoring practices against the requirements of the registered VCS Joint PD and MR version 02 dated 08-June-2019/3/ applied methodology including applicable tool(s), and wherever applicable, the applied standardized baseline.
- A review of calculations and assumptions made in determining the GHG data and emission reductions.
- An identification of quality control and quality assurance procedures in place to prevent or identify and correct any errors or omissions in the reported monitoring parameters.

2.5 Resolution of Findings

The aim of this verification phase is to address any remaining issues that require clarification to enable VKU to reach a favourable conclusion regarding project description. In the interest of transparency, a customized verification protocol has been developed specifically for this project. This protocol transparently outlines the requirements, methods of verification and the outcomes of verifying the specified criteria. The verification protocol is organized into three tables, each containing various columns, which are described as follows.

A corrective action request (CAR) is raised if one of the following occurs:

- Non-conformities with the monitoring plan or methodology are found in monitoring and reporting, or if the evidence provided to prove conformity is insufficient.
- Mistakes have been made in applying assumptions, data or calculations of emission reductions that will impair the estimate of emission reductions.
- Issues identified in a FAR during previous assessment i.e., in validation or verification report to be cross verified during verification have not been resolved by the project participants.

A clarification request (CL) is raised if information is insufficient or not clear enough to determine whether the applicable VCS requirements have been met.

A forward action request is also raised in cases where any required deviation/information is not fulfilled in current verification and thus needs to be taken up in consequent verification for better transparency thus holding the applicability of the methodology eligible to the project activity and there is no impact of the same on additionality, baseline scenario & emission reduction calculation of project.

Keeping in line with the Clause 4.1.21 of VCS Standard Version 4.5, Assessment team has documented a summary of total **10 Findings** that include ***00 FARs, 04 CLs and 06 CARs*** were raised during this verification which were closed successfully and details are provided under Appendix B of this report.

2.5.1 Forward Action Requests

Based on the review of the VCS Validation and Verification Report/04/ and previous VCS Verification Report /05/, assessment team confirms that no FAR was raised during Joint Validation & Verification and previous Verification which needs to be closed during this verification and **no FAR has been raised during current verification, 01-April-2022 to 30-June-2023; Inclusive of both start and end dates)**.

2.6 Eligibility for Validation Activities

VKU has not conducted any validation activities as part of the verification process and does not possess accreditation for validating any pertinent sectoral scope. Therefore, this section does not apply. It is important to emphasize that during the current verification, no validation assessment has been carried out either by VKU or concurrently by other certification bodies. This information has been confirmed through focused group discussions and interviews with the Project Proponent (PP), as documented during the site visit (Onsite + Remote)/39/.

Assessment team assessed the VERRA's website at the time of submission: https://verra.org/validation-verification/vku-certification-pvt-ltd/#vcs wherein the scope of services of VKU Certification Pvt. Ltd. is mentioned as verification. VKU Certification Pvt. Ltd is currently undergoing validation accreditation with ANAB for which witness audit has already been conducted. Thus, ensuring that the accreditation details mentioned in FVR is consistent and correct.

Thus, ensuring that the accreditation details mentioned in this report (FVR) is consistent and correct.

3 VALIDATION FINDINGS

3.1 Participation under Other GHG Programs

Project's GHG Program Status:

The project has exclusively applied for registration under the Verified Carbon Standard (VCS) with ID: 1784. This sole registration status has been confirmed through rigorous scrutiny of the VERRA registry website. A similar comprehensive search was conducted across the CDM (Clean Development Mechanism), GS (Gold Standard), GCC (Global Carbon Council) and UCR (Universal Carbon Registry) etc registries, using matching project titles and capacity, as well as Project Proponent details. This diligent examination did not yield any instances of the project being registered under any of the aforementioned registries or any comparable mechanisms.

Verification through Declaration:

The Project Proponent (PP) has substantiated this single-registration claim through the declaration /30/ submitted, affirming that the GHG emission reductions achieved by the project during the current monitoring period will not be sought or claimed under any other registries apart from VCS.

Cross-Verification of GHG Benefits:

An independent search was also conducted to ascertain whether the project had been registered or claimed for other GHG-related benefits, such as Renewable Energy Certificates (RECs) and International Renewable Energy Certificates (I-RECs). This thorough assessment, coupled with the declaration submitted by the PP, corroborates that there is no double counting of GHG benefits arising from this project activity for the current monitoring period.

Issuance Records Confirmation:

The assessment team further corroborated this by cross-checking the issuance records available on the VERRA website. This cross-verification process unequivocally confirmed that the emission reductions generated by the project activity have not been, double counted, thus warranting acceptance by the assessment team. The assessment team has also cross-checked the issuance records (of the VCUs issued during last verification) available on the Verra website and thus confirmed & ensured that the emission reduction generated from the project activity.

Non-Rejection by Other GHG Programs:

The project's non-rejection status by other GHG programs has also been confirmed through a meticulous assessment. A declaration /30/ attesting to this fact was duly verified and found to be accurate by the assessment team. Additionally, an independent verification process was initiated with other relevant registries, which substantiated that there were no instances of project rejection by these entities.

In conclusion, the project's exclusive registration under VCS for the current monitoring period, along with its absence from rejection lists of other GHG programs, has been comprehensively verified, ensuring the integrity and credibility of its GHG benefits claims.

3.2 Methodology Deviations

No instances of methodology deviation have been identified throughout the current monitoring period from 01-April-2022 to 30-June-2023 (Inclusive of both start and end dates), signifying the adherence and compliance of the project to the prescribed methodologies. Furthermore, it is noteworthy that no methodology deviations were observed as confirmed from the approved VCS Joint Validation - Verification report /4/ and previous VCS Verification reports/5/, affirming the project's steadfast commitment to upholding the designated methodologies and ensuring accurate and reliable results.

3.3 Project Description Deviations

There is one Project description deviation applied during current monitoring period i.e., **01-April-2022 to 30-June-2023** (Inclusive of both the days).

Deviation 1-

During the current monitoring period to achieve more precise detection, the monitoring report has revised the Longitude (E) and Latitude (N) of 15 sites of this bundled project activity. This deviation doesn't impact the applicability of the methodology, additionality or the appropriateness of the baseline scenario. Coordinates of 15 sites of this bundled project activity have been updated and are now listed as.

Sl. No	Name of SPVs	Village (Site)	District	State	Latitude (N)	Longitude (E)
1	Mytrah Abhinav Power Pvt Ltd	Domakonda	Nizamabad	Telangana	18.278023	78.468703
		Arvapally	Nalgonda		17.3029	79.5131
		Tandur	Rangareddy		17.3073	77.6128
		Nagarkurnool	Mahabubnagar		16.494453	78.422104
2	Mytrah Adarsh Power Pvt Ltd	Reddypet	Nizamabad		18.444086	78.396409
		Chegunta	Medak		17.99154	78.43633
		Thunkibollaram	Siddipet		17.7595795	78.5961109
		Tungathurth y	Nalgonda		17.355611	79.589524
		Guntipally	Nalgonda		16.638329	78.778898
		Shanigaram	Siddipet		18.2259544	79.002307

3	Mytrah Agriya Power Pvt Ltd	Kamareddy	Kamareddy		18.25212	78.29725
4	Mytrah Aadhya Power Pvt Ltd	Balran	Sangrur	Punjab	29.8576	75.807
5	Mytrah Advaith Power Pvt Ltd	Hunagund	Bagalkot	Karnataka	16.0072	76.0394
		Sindagi	Bijapur		16.9663	76.2408
6	Mytrah Akshaya Energy Pvt Ltd	Raibagh	Belagavi		16.4149	74.92

The nature of deviation is permanent.

The project location was verified by the assessment team through Google earth pro/32/ during desk review and GPS map camera software/37/ during hybrid (onsite + remote) visit/38/ and hence found to be correct. VKU thus states that the above requested deviation is verified and found to be correct and acceptable.

The following three deviation was reported during the previous monitoring periods and will be considered in subsequent verifications. Description of the deviation and the assessment on conservativeness of the deviations is provided below.

Deviation 2-

The VCS Registered PD and MR mentioned that the difference of final value of export and import is used for monthly values of net electricity supplied to the grid by the project activity. However, as per the state government policy of Karnataka 115% transmission losses are accounted in calculation of net electricity supplied to grid by the project activity. The formula used for net electricity calculation is mentioned below: -

$EG_{PJ,grid,y}$ or $EG_{PJ,facility,l,y}$ = Energy export-115% Of Import Energy

This is the actual practice being followed at the site. The net electricity can be verified from the invoices provided by the PP. Thus deviation is requested to correct project description information. This deviation is permanent in nature.

This deviation is reducing the electricity generation thereby reducing the emission reductions which is conservative. This deviation does not have any impact on the project applicability, baseline scenario, additionality etc.

This deviation has been approved during the previous monitoring period (18-March-2019 to 31-March-2020) verification & thus accepted by assessment team

Deviation 3-

In the Verra Registry, the project proponent is listed as Mytrah Energy (INDIA) Ltd. While during the previous monitoring period, the project proponent has changed its name from "Mytrah Energy (INDIA) Ltd" to "Mytrah Energy India Private Limited". And it is also confirmed from PP that Mytrah Energy India Private Limited is the same legal entity as Mytrah Energy (INDIA) Ltd.

This deviation has been approved during the previous monitoring period (18-March-2019 to 31-March-2020) verification & thus accepted by assessment team.

Deviation-4-

During Previous Monitoring period, there was change in other entity as per registered VCS PD. The details of other entity involved in the project is mentioned below-

Organization name	Infinite Solutions
Role in the Project	Carbon Consultant
Contact person	Jimmy Sah
Title	Project Manager
Address	214-215 Milinda Manor, Opp. Next Treasure Island, 2 RNT Marg, Indore- 452001
Telephone	+91-731-4050174
Email	jimmy@infisolutions.org

This deviation does not have any impact on the project applicability, baseline scenario, additionality etc.

This deviation has been approved during the previous monitoring period (01-June-2021 to 28-February-2022) verification & thus accepted by assessment team.

3.4 Grouped Project

This is not a grouped project. Therefore, this section is Not Applicable.

4 VERIFICATION FINDINGS

4.1 Project Implementation Status

Based on the hybrid (onsite + remote) site/38/ audit conducted with the project proponent (PP) representative, it was determined that the project is implemented as per the requirement outlined in the registered VCS Joint PD and MR version 02 dated 08-June-2019/3/ and approved monitoring plan. Solar Energy is the main source of power generation. The project activity is step forward in harnessing the untapped solar potential and further diffusion of the solar technology in the region. The project activity leads to the promotion and demonstrates the success of solar projects in the region which further motivate more investors to invest in solar power projects. Hence, the project activity leads to technological well-being.

The main purpose of this project activity is to generate clean form of electricity through renewable solar energy source. The project activity is a bundled solar power project activity involves the installation of Solar PV project. The total installed capacity of the project is 372 $MW_{(AC)}$, comprising of 20 Solar PV Plants located at three different states (Karnataka, Punjab and Telangana) in India. The project is promoted by Mytrah Energy India Private Limited. Project Capacity has been verified through combined rating of Inverters installed at project site/34/. During the 10 years of first crediting period, the project is replacing anthropogenic emissions of greenhouse gases (GHG's) estimated to be approximately 638,520 tCO_2e per year, by displacing 681,607 MWh/year amount of electricity from the generation-mix of power plants connected to the Indian grid, which is mainly dominated by thermal/fossil fuel-based power plant.

Start date of this project activity is earliest date of interconnection with the grid i.e., 19-June-2017. This is the date of commissioning of 2 Project Sites (Bareta and Balran) 25 MW_{AC} each under this bundled project activity by Mytrah Aadhya Power Pvt Ltd (SPV) in State – Punjab, Country - India. The project was fully commissioned on date of interconnection with the grid of last project site (Kamareddy) in state Telangana i.e., 26-November-2018. The dates of commissioning/31/ were also verified by Assessment team during the audit that there is no change in project design with reference to previous verification/05/and VCS standard version 4.5 /10/ in section 3.3 of the report. The project is implemented as per the description provided in the registered VCS Joint PD & MR /3/.

The Project successfully completed 04 years 09 months and 13 days and are currently operational and during the current monitoring period (01-April-2022 to 30-June-2023; Inclusive of both the days) under the first crediting period, no unforeseen incidents or events occur that could significantly impact the operation of the project activity were identified.

The verification process involved reviewing the monthly generation records/35/ provided by the project proponent (PP). Additionally, a hybrid (onsite + remote) site visit to the project sites/38/

was conducted, where it was confirmed that the plant supplied 802,570 MWh of electricity, and thus contributing to 751,827 tCO_2e GHG reductions. The estimated emission reduction for this monitoring period as per registered VCS Joint PD & MR is 797,712 tCO_{2e}, whereas actual emission reductions achieved are 751,827 tCO_2e, which is -5.75% lower than the estimated emission reductions for the current verification period. Further explanation is provided section 4.5 of this report.

Figure 1: Project implemented location verified and mapped down

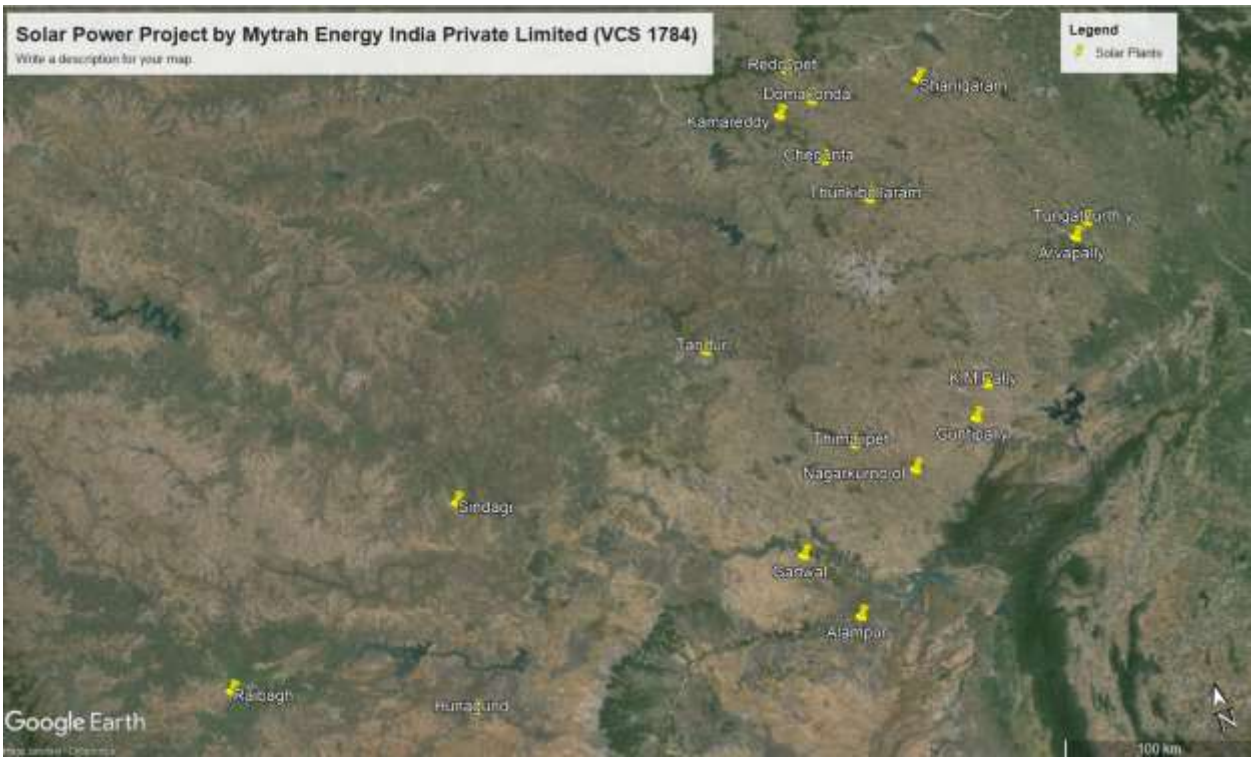

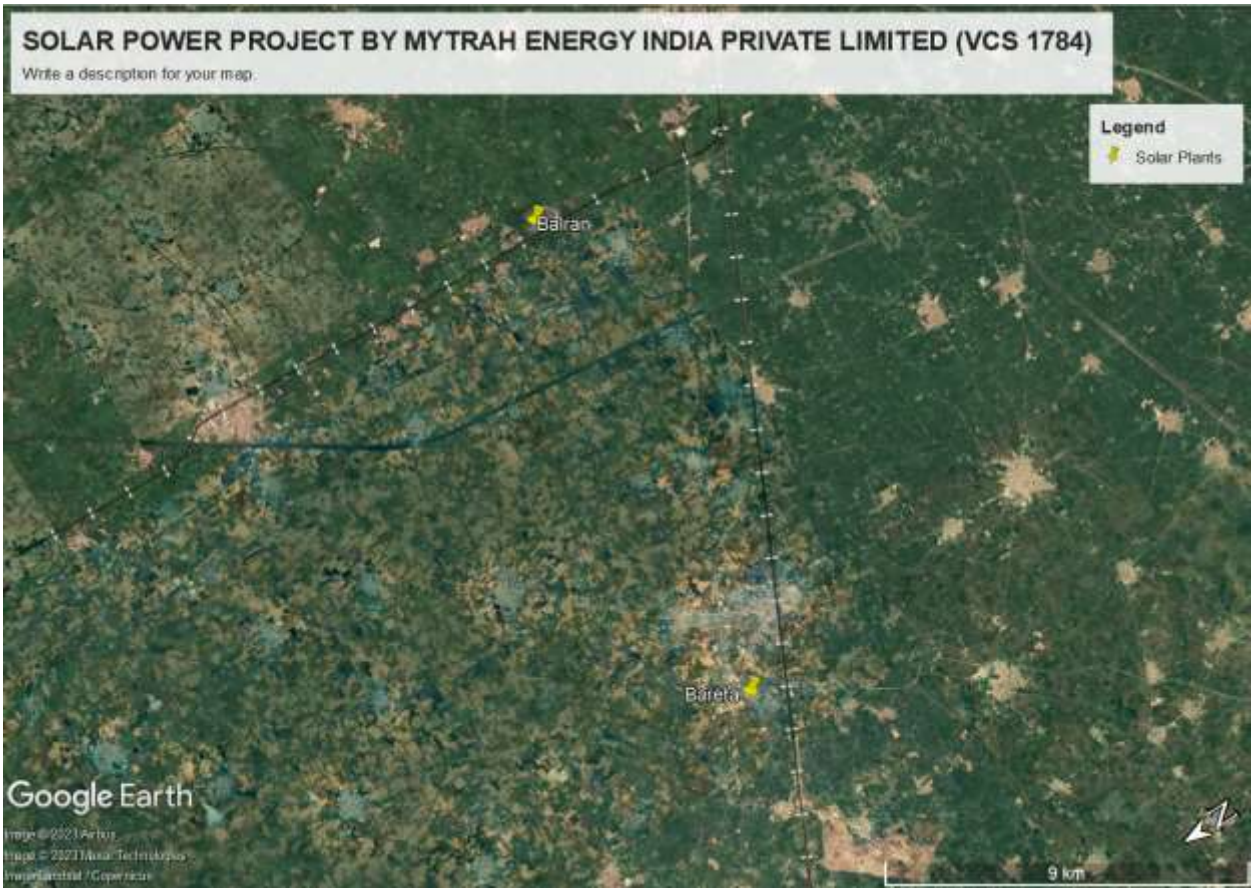

The project location was verified by the assessment team through Google earth pro/36/ during desk review and GPS map camera software during hybrid site visit /38/. Moreover, assessment team confirm that the latitude and longitude as mentioned in the registered VCS Joint PD and MR version 02 dated 08-June-2019/3/, VCS Joint Validation & Verification Report/04/, VCS MR/1/

Table no 08: The SPVs commissioning dates, latitudes and longitudes are confirmed below:

Make of Solar panel – Phono, Waree, Risen, Chint, Astroenergy, BYD, Sera, Adani, Sumec

Name of SPVs	Village (Site)	District	State	COD	Latitude (N)	Longitude (E)
Mytrah Abhinav Power	Thimajipet	Mahabubnagar	Telangana	13-06-2017	16.6870	78.1745
	Arvapally	Nalgonda		19-07-2017	17.3029	79.5131
	Domakonda	Nizamabad		05-12-2017	18.2780	78.4687
	Alampur	Gadwal		19-08-2017	15.9161	77.9602

Pvt Ltd	Gadwal	Gadwal		21-08-2017	16.2647	77.7806
	Tandur	Rangareddy		02-03-2018	17.3073	77.6128
	Nagarkurnool	Mahabubnagar		27-02-2018	16.4944	78.4221
Mytrah Adarsh Power Pvt Ltd	Reddypet	Nizamabad	Telangana	05-12-2017	18.4440	78.3964
	Chegunta	Medak		22-11-2017	17.9915	78.4363
	Thunkibollaram	Siddipet		23-10-2017	17.7595	78.5961
	Tungathurthy	Nalgonda		08-11-2017	17.3556	79.5895
	Guntipally	Nalgonda		25-09-2017	16.6383	78.7788
	Shanigaram	Siddipet		23-05-2018	18.2259	79.0023
Mytrah Agriya Power Pvt Ltd	Kamareddy	Kamareddy	Telangana	22-11-2018	18.2521	78.2972
				26-11-2018		
Mytrah Akaash Power Pvt Ltd	K.M.Pally	Nalgonda	Telangana	16-03-2018	16.7736	78.8785
				12-04-2018		
				22-11-2018		
Mytrah Aadhya Power Pvt Ltd	Bareta	Mansa	Punjab	19-06-2017	29.8774	75.673
	Balran	Sangrur	Punjab	19-06-2017	29.8576	75.807
Mytrah	Hunagund	Bagalkot		09-02-2018	16.0072	76.0394

Advaith Power Pvt Ltd	Sindagi	Bijapur	Karnataka	08-02-2018	16.9663	76.2408
Mytrah Akshaya Energy Pvt Ltd	Raibagh	Belagavi	Karnataka	23-01-2018	16.4149	74.92

The power rating of the PV modules has been verified with the name plates as well as with the technical specifications of PV modules/Inverters/transformers submitted to VKU Assessment Team by PP and also cross checked from the technical manual of the Manufactures/32/. The same could be verified from the VCS Joint Validation-Verification Report/04/ Assessment team confirms that the technical parameters are consistent with the registered VCS Joint PD-MR /3/. The major technical specifications are as follows:

Table no 08: Technical specifications:

The technical specification/32/ for 15 MW solar project by Mytrah Advaith Power Private Limited at Hunagund site, Karnataka

S.NO	ASSET NAME	MAKE	RATING	Qty
1	Solar PV module	Phono	320	27000
2	Solar PV module	Phono	325	25560
3	Total No. of Modules			52560
4	PV Inverter-1	ABB	1.667 MW	9
5	Inverter Transformer	ESSENAR	33000/3*400 V,5MVA	3
6	Inverter Transformer	Raychem	33kV/(380V*4)	4

The technical specification/32/ for 15 MW solar project by Mytrah Advaith Power Private Limited at Sindagi site, Karnataka

S.NO	ASSET NAME	MAKE	RATING	Qty
1	Solar PV module	BYD	320	3120
2	Solar PV module	Risen	320	41991
3	Solar PV module	Phono	320	1344
4	Solar PV module	Risen	325	7825
5	Total No. of Modules			54280

6	PV Inverter	ABB	1.7 MWp	9
7	Inverter Transformer	ESENNAR	33kV/(400V*3)- 5 MVA	3
8	Current transformer	ECS	300/1 A	3

The technical specification/32/ for 15 MW solar project by Mytrah Akshaya Energy Private Limited at Raibagh site, Karnataka

S.NO	ASSET NAME	MAKE	RATING	Qty
1	Solar PV module	Phono	320	5120
2	Solar PV module	Chint	320	47800
3	Total No. of Modules			52920
4	PV Inverter	ABB	1.7 MW	9
5	Inverter Transformer	ESENNAR	33kV/(400V*3)-5 MVA	3
6	Current transformer	Straton Electricals	300/1 A	3

The technical specification/32/ for 25 MW solar project by Mytrah Aadhya Power Private Limited at Bareta site, Punjab

S.NO	ASSET NAME	MAKE	RATING	QTY
1	Solar PV module	Risen	310 Wp	26200
2	Solar PV module	Risen	315 Wp	20762
3	Solar PV module	Risen	320 Wp	36288
4	PV Inverter	SUNGROW	2.5 MW	8
5	Total No. of Modules			83250
6	Power Transformer	Crompton Greeves	66/11 KV ,25 MVA	1
7	Inverter Transformer	VOLTAMP	11000/315 V-2.5MVA	8

The technical specification for 25 MW solar project by Mytrah Aadhya Power Private Limited at Balran site, Punjab

S.NO	ASSET NAME	MAKE	RATING	QTY
1	Solar PV module	Risen	315 Wp	9080
2	Solar PV module	Risen	335 Wp	21240
3	Solar PV module	Risen	340 Wp	38720
4	Solar PV module	Waree	350 Wp	640
5	Solar PV module	Astroenergy	315 Wp	2612
6	Solar PV module	Astroenergy	320 Wp	5564

7	Number of Module			77856
8	PV Inverter	SUNGROW	0.5 MW	12
9	PV Inverter	SUNGROW	2.5 MW	6
10	Power Transformer	Crompton Greeves	66/11 KV ,25 MVA	1
11	Inverter Transformer	VOLTAMP	11000/315 V-2.5MVA	6
12	Inverter Transformer	Universal Power	11KV/315V -1.5MVA	4

The technical specification/32/ for 8 MW solar project by Mytrah Abhinav Power Private Limited at Thimajipet site, Telangana

S.NO	ASSET NAME	MAKE	RATING	QTY
1	Solar PV module	BYD	310	29720
2	PV Inverter	TMEIC	1 MW	8
3	Inverter Transformer	Raychem	33kV/(380V*4)-4 MVA-ONAN	2
4	Current transformer	Vamet Industries	200/1 A	9
5	Potential Transformer	Vamet Industries	33kV/110V	9

The technical specification/32/ for 8 MW solar project by Mytrah Abhinav Power Private Limited at Arvapally site, Telangana.

S.NO	ASSET NAME	MAKE	RATING	QTY
1	Solar PV module	BYD	320	28750
2	Central Inverter	Sungrow	2520 KW	3
3	Transformer	Shilchar	33KV/315,2.7 MVA	3
4	Current transformer	Straton	200/1A	3
5	Potential transformer	Straton	33KV/110V	3

The technical specification/32/ for 15 MW solar project by Mytrah Abhinav Power Private Limited at Domakonda site, Telangana.

S.NO	ASSET NAME	MAKE	RATING	QTY
1	Solar PV module	Chint	320	11025
2	Solar PV module	Phono	320	37969
3	Solar PV module	BYD	320	12650
4	PV Inverter (String Inverter)	HUAWEI	43KW	349
5	ACCB	Trisquare	160A	90
6	LT Panel	Trisquare	3200A	8

7	Inverter Transformer	SUDHIR	33kV/(500V*2)-4 MVA-ONAN	3
8	Inverter Transformer	SUDHIR	33kV/(500V*2)-3 MVA-ONAN	1
9	Total No. of Modules			61644

The technical specification/32/ for 11 MW solar project by Mytrah Abhinav Power Private Limited at Alampur site, Telangana.

S.NO	ASSET NAME	MAKE	RATING	QTY
1	PV Module	BYD	320	39375
2	Inverters	SUNGROW	2.5 MW	4
3	String monitoring box	Trinity touch	400A	74
4	Inverter Transformer	KIRLOSKAR ELECTRIC CO LTD	33kV/380V-2.75 MVA-ONAN	4
5	Current transformer	Straton	33KV	3
6	Potential transformer	Straton	33KV	3

The technical specification/32/ for 15 MW solar project by Mytrah Abhinav Power Private Limited at Gadwal site, Telangana

S.NO	ASSET NAME	MAKE	RATING	Qty
1	Solar PV module	BYD	320	55680
2	PV Inverter	TMEIC	1 MW	15
3	Inverter Transformer	Raychem	33kV/(380V*4)	4
4	Current transformer	Straton Electricals	300/1 A	3
5	Potential Transformer	Straton Electricals	33kV/110V	3

The technical specification/32/ for 15 MW solar project by Mytrah Abhinav Power Private Limited at Tandur site, Telangana.

S.NO	ASSET NAME	MAKE	RATING	QTY
1	Solar PV module	Chint	320	17968
2	Solar PV module	Phono	320	35938
3	No. of Modules			53906
4	PV Inverter	TMEIC	1 MW	15
5	Inverter Transformer	Voltamp	33kV/(380V*4)-4 MVA-ONAN	3
6	Inverter Transformer	Silchar	33kV/(380V*3)-3 MVA-ONAN	1
7	Current transformer	Pragathi Electricals	300/1 A	6
8	Potential Transformer	Electrical Control system	33kV/r3/110V/r3	6

The technical specification/32/ for 15 MW solar project by Mytrah Abhinav Power Private Limited at Nagarkurnool site, Telangana

S.NO	ASSET NAME	MAKE	RATING	QTY
1	Solar PV module	BYD	320	26938
2	Solar PV module	Phono	320	31625
3	Total No. of Modules			58563
4	PV Inverter	SUNGROW	2.5 MW	6
5	Inverter Transformer	Sudhir Transformer	33kV/(360V*1)-2.5 MVA-ONAN	6
6	Current transformer	Vamet Industries	200/1 A	6
7	Potential Transformer	Vamet Industries	33kV/110V	6

The technical specification/32/ for 15 MW solar project by Mytrah Adarsh Power Private Limited at Reddypet site, Telangana

S.NO	ASSET NAME	MAKE	RATING	QTY
1	Solar PV module	BYD	320	58891
2	String Inverter	Huawei	43 KW	349
3	Total No. of Modules			59240
4	LT Panel	Sterling Generators	500 V,2 MW	8
5	Inverter Transformer	Raychem	500v/33KV-4MVA	2
6	Inverter Transformer	Raychem	500v/33KV-3MVA	1
7	Inverter Transformer	Sudhir	500v/33KV-4MVA	1

The technical specification/32/ for 15 MW solar project by Mytrah Adarsh Power Private Limited at Chegunta site, Telangana

S.NO	ASSET NAME	MAKE	RATING	QTY
1	Solar PV module	BYD	320	53085
2	Solar PV module	Phono	320	8313
3	Total No. of Modules			61398
5	LT Panels	Sterling Generators	500V 4000Amps	6
6	Inv Transformer	Sudir Power Ltd	33kV/500V 5MVA	3
7	HT Panels	Techno carft	36KV,1250Amps	1
8	Current transformer	Straton	300/1A	3
9	Potential transformer	Straton	33KV/110V	3

The technical specification/32/ for 15 MW solar project by Mytrah Adarsh Power Private Limited at Thunkibollaram site, Telangana

S.NO	ASSET NAME	MAKE	RATING	QTY
1	Solar PV module	Phono	320	42282
2	Solar PV module	Sera	320	16000
3	Total No. of Modules			58282
4	LT panel	STRILING GENERATOR	1500 KW	2
5	LT panel	STRILING GENERATOR	2000 KW	4
6	Inverter Transformer	Raychem	33kV/(500V*2)-4 MVA-ONAN	2
7	Inverter Transformer	Sudhir	33kV/(500V*2)-4 MVA-ONAN	1
8	Inverter Transformer	Sudhir	33kV/(500V*2)-3 MVA-ONAN	1
19	Current transformer	Pragathi Electricals	300/1 A	3

The technical specification/32/ for 15 MW solar project by Mytrah Adarsh Power Private Limited at Tungathurthy site, Telangana.

S.NO	ASSET NAME	MAKE	RATING	QTY
1	Solar PV module	Chint	320	28697
2	Solar PV module	Phono	320	29588
3	Total No. of Modules			58285
4	Inverter Transformer	Raychem	33kV/(380V*4)-4 MVA-ONAN	4
5	LT Panel	Tri square	500 V 3200 A	8
6	Current transformer	Straton Electrical	300/1A	3
7	Potential Transformer	Vamet Industries	33kV/110V	3

The technical specification/32/ for 15 MW solar project by Mytrah Adarsh Power Private Limited at Guntipally site, Telangana.

S.NO	ASSET NAME	MAKE	RATING	Qty
1	Solar PV module	Phono	320	53750
2	String monitoring box	Trinity touch	1000V DC,400A	107
3	PV Inverter	TMEIC	1 MW	15
4	Inverter Transformer	SHILCHAR	33kV/(380V*4)-4 MVA	4
5	Current transformer	Straton Electricals	300/1 A	3
6	Potential Transformer	Straton Electricals	33kV/110V	3

The technical specification/32/ for 15 MW solar project by Mytrah Adarsh Power Private Limited at Shanigaram site, Telangana.

S.NO	ASSET NAME	MAKE	RATING	QTY
1	PV Module	Phono	320	25156
2	PV Module	BYD	320	28751
3	Inverters	TMEIC	1 MW	15
4	String monitoring box	Solaris	1000V DC,400A	120
5	Inverter Transformer	Raychem	33kV/(380V*4)-3 MVA	1
6	Inverter Transformer	HPS	33kV/(380V*4)-2 MVA	2
7	Inverter Transformer	Shilchar	33kV/(380V*4)-4 MVA	1
8	Inverter Transformer	Raychem	33kV/(380V*4)-4 MVA	1
9	HT Panel	Technocrafts	33Kv	1
10	Current transformer	Straton	33KV	3
11	Total No. of Modules			53907
12	Potential transformer	Straton	33KV	3

The technical specification/32/ for 50 MW solar project by Mytrah Agriya Power Private Limited at Kamareddy site, Telangana

S.NO	ASSET NAME	MAKE	RATING	QTY
1	Solar PV module	Risen	325	55305
2	Solar PV module	Adani	325	7410
3	Solar PV module	Risen	320	34340
4	Solar PV module	Adani	320	6355
5	Solar PV module	Chint	320	48500
6	Solar PV module	Sumec	320	49880
7	Solar PV module	Sumec	325	15750
8	PV Inverter	SUNGROW	2.5 MW	20
9	Inv Transformer	SUDHIR	33kV/360V-2.5 MVA	11
10	Inv Transformer	Raychem	33kV/360V-2.5 MVA	9
11	Power Transformer	Transformers & Rectfiers	132/33kV, 31.5/25MVA	2
12	Total No. of Modules			217540

The technical specification/32/ for 50 MW solar project by Mytrah Akaash Power Private Limited at K.M.Pally site, Telangana

S.NO	ASSET NAME	MAKE	RATING	QTY
1	Solar PV module	Phono	320	94820
2	Solar PV module	Risen	320	29750
3	Solar PV module	Waree	320	52450
4	Solar PV module	Adani	325	29160
5	PV Inverter	SUNGROW	2.5 MW	20
6	Total No. of Modules			206180
7	Inverter Transformer	Raychem	33kV/380V-2.5 MVA	11
8	Inverter Transformer	SUDHIR	33kV/360V-2.5 MVA	9
9	Power Transformer	ANDREW YULE	132/33kV, 31.5/25MVA	2

The assessment team confirmed through hybrid visit with PP representative that there is no proposed or actual change to the project design during this monitoring period. It was observed that the monitoring plan has been implemented as per the registered VCS Joint PD-MR/3/ and applied methodology ACM0002, Version 19 /13/. The organizational role and responsibility as mentioned in the registered VCS Joint PD-MR/3/ is followed onsite. Meters are calibrated as per calibration frequency in registered Joint PD & MR/3/. All the emergency preparedness as mentioned in MR/1/ are followed onsite and no discrepancies were found regarding the same.

The daily operation of the Plant (Solar panel) is overseen by the operator on-site. The operator reports to the Assistant Engineer (AE) – Solar Farm, who is tasked with gathering necessary data from the operator. The AE – Solar Farm records daily generation data for each service connection point and communicates the cumulative generation figures to the management.
The VCS Project Coordinator has the responsibility of annually assessing the achieved emission reduction and documenting these results. This coordination ensures that the project maintains a systematic record of its emissions reductions for compliance and reporting purposes.

Assessment team concludes the following:

a) There are no material discrepancies between project implementation and the project description provided in the registered VCS Joint PD-MR Version 2.0 of dated 08-June-2019 /3/.

b) The monitoring plan is implemented completely and monitoring system (i.e., process and schedule for obtaining, recording, compiling and analysing the monitored data and parameters) is appropriate.
c) There are no material discrepancies between the actual monitoring system, and the monitoring plan set out in the project description/3/ and the applied methodology/13/.
d) Materiality threshold applied is 01% as per 4.1.10 of VCS Standard v4.5, It was concluded that the materiality threshold applicable to the project activity based on the type of project i.e., Project is 01%. **This effectively means that there is uncertainty inherent in the estimation of emission reduction of 01%. This is consistent with the section 4.1.10 of VCS standard v4.5 which is equal to 7,518.27 tCO_2e**
e) The GHG emission reductions or removals generated by the project have not been included in any emissions trading program or any other mechanism that includes GHG allowance trading/30/.
f) Complying with clause 3.24.5 of the VCS Standard version 4.5. Assessment Team confirms that the project has not received or pursued any other form of environmental credit, nor has it become eligible to do so since VCS Validation and Verification/04/ or previous VCS Verification/05/
g) The project Activity is a solar power project and does not involve any supply chain in the project such as manufacturers, wholesalers, distributers and retailers. So, no indirect upstream and downstream GHG emissions are involved in the project activity. Thus, the **Scope 3 emissions are not applicable in this project activity**.
h) The project activity complies with indicators for sustainable development in the interim approval guidelines for Clean Development Mechanism (CDM) projects from India as discussed under section 1.11 of MR/1/. Assessment team has verified the same during hybrid site visit /38/ and found all the indicators to be effective and applicable for the project activity.

As per the VCS Standard Version 4.5[2] Page no 79, Appendix 03: Document History and Effective dates, For V4.2, serial number 04 states that "it is required by project proponents to demonstrate contributions to a minimum of three SDGs in all monitoring reports verified after the effective date. Effective immediately for all projects that request registration on or after 20-January-2023. Projects that request registration before 20-January-2023 shall demonstrate contributions to at least three SDGs by 20-January-2025". This is project's sixth periodic verification of renewable crediting period of 10 years period which can be renewed for the Monitoring Period 01-April-2022 to 30-June-2023 (Inclusive of both start and end dates), Since this project is registered before 20-January-2023, so the Project Proponent (PP) must demonstrate contributions to at least three SDGs by 20-January-2025.

[2] https://verra.org/documents/vcs-standard-v4-5/

For the current monitoring period, the PP is voluntarily showing contributions to three SDGs, as indicated below but has only claimed three SDGs i.e.,

- **SDG no 7.2: (Renewable energy share in the total final energy consumption)**
- **SDG no 8.5: (By 2030, achieve full and productive employment and decent work for all women and men, including for young people and persons with disabilities, and equal pay for work of equal value)**
- **SDG no 13.2 (13.2.1: Tonnes of greenhouse gas emissions avoided or removed)**

The project activity has implemented activities that results in 3 SDG Contributions; 7.2, 8.5 & 13.2

1. **7.2 i.e. (Renewable energy share in the total final energy consumption)** As a part of this project activity lifetime (595,937.14+650,378.57+786,331+456,006+62,773+802,570[3] = 3,353,995.71) MWh Net renewable electricity has been exported to Indian grid that helps to strengthen the renewable energy share in the energy mix. VKU has referred previous verification reports /5/ monitoring report for current monitoring period/1/ & emission reduction sheet/2/ which were cross checked from JMRs/27/ & Invoices/28/ submitted to the VKU Assessment Team for current monitoring period and thus found the above claimed renewable electricity supplied to Indian grid is correct.
2. **8.5 i.e. (By 2030, achieve full and productive employment and decent work for all women and men, including for young people and persons with disabilities, and equal pay for work of equal value)**: Due to installation of the project activity PP has provided direct employment (779 Employees and 69 trainings) people in project implemented area. VKU Assessment Team has referred the employment records and training record submitted by the PP and focused group discussions/interviews/39/. However, project proponent is not claiming this SDG benefit. Hence, PP did not quantify the same in MR/1/ which is found to be correct by VKU.
3. **13.0 i.e. (Tonnes of greenhouse gas emissions avoided or removed)** Due to installation of this project activity i.e., Solar plant (Solar panel) PP has prevented the release of (557,667+609,256+736,377+427,182+58,805+751,827 [4] = 3,141,114) tCO_2 into the atmosphere till the end of current monitoring period i.e., 01-April-2022 to 30-June-2023 (Inclusive of both the days). It proves that the project generates eco-friendly, GHG free power which contributes to sustainable development of the region. VKU Assessment Team has referred previous verification reports /5/ monitoring report for current monitoring period/1/ & emission reduction sheet/2/ which were cross checked from JMRs/27/& Invoices/28/ submitted. VKU Assessment Team now conclude that the above claimed greenhouse gas emissions avoided or removal is correct for current monitoring period.

[3] Contribution of Renewable energy share in the total final energy consumption to current MP i.e., 6th Verification Period.

[4] Contribution of Tonnes of greenhouse gas emissions avoided or removed to current MP i.e., 6th Verification Period.

Since the project is continuation of activity as per the registered Joint PD & MR, it is a regulatory surplus activity. The green energy target of the Govt of India does not include green energy generated from solar panel from private parties. This was assessed as the TL is an expert of local regulations and statutes of country India and thus in view of the information as verified above the VKU assessment team is able to conclude that the project has been implemented as described in the registered VCS Project Description version 02 dated 08-June-2019/3/and MR /1/. All the above stated information was verified by VKU assessment team during hybrid site visit/38/ at the project implemented site and also by interviewing the site personnel/39/ and by conducting focussed group discussion with them.

There are no potential harmful socio-economic and environmental effects in the project activities. The project activity does not have any major adverse impacts on environment during its construction or operational phase. All necessary measures to handle impacts were found in place, which was confirmed during site visit /38/.

The project has implemented comprehensive training programs during current monitoring to ensure that staff members are equipped with the necessary skills and knowledge to carry out their roles effectively and ensure the proper monitoring of emission reductions. The training programs cover a range of topics to address various aspects of the project's operations. Plant helpers have received training in equipment operation, data recording, report writing, operation and maintenance, and emergency procedures, aligning with the requirements outlined in the monitoring plan. In addition to the core training, additional programs have been organized during the monitoring period. These include Environment Awareness, First-Aid Box items Awareness, Information Security Management System, Grievance Management, Defensive Driving and road safety training. These programs aim to raise awareness among employees regarding environmental concerns, ensure preparedness for emergencies and promote safety practices. Furthermore, technical trainings such as electrical safety, workplace risk management and fire and safety training have been conducted. These trainings address specific technical aspects related to the project's operations and contribute to the overall safety and risk management protocols. PP submitted training records and also during hybrid site visit/38/ and interview with site personnels,/39/ the above stated information about training programs was rectified and found satisfactory. The plant site has a dedicated team for conducting trainings and keeping their staff personnels in check for the plant.

Table no 09: As per the section 1.1 of the MR/01/, PP has provided the audit history as below:

Validation/Periodic Verification No.	Program	Monitoring Period (Inclusive of both dates)	VVB Name	Number of years
Validation and 1st Verification in VCS	VCS	19-June-2017 to 17-March-2019	LGAI Technological Centre.S.A.	01 year, 08 months, 27 days

2nd Verification in VCS	VCS	18-March-2019 to 31-March-2020	TUV SUD SOUTH ASIA PVT LTD	01 year, 00 month, 14 days
3th Verification in VCS	VCS	01-April-2020 to 31-May-2021	KBS Certification Services Pvt Ltd	01 year, 02 months, 00 days
4th Verification in VCS	VCS	01-June-2021 to 28-February-2022	LGAI Technological Centre.S.A.	00 year, 09 months, 00 days
5th Verification in VCS	VCS	01–March-2022 to 31-March-2022	LGAI Technological Centre.S.A.	00 year, 01 month, 00 days
6th (Current Monitoring Period) in VCS	VCS	**01-April-2022 to 30-June -2023**	VKU Certification Pvt Ltd	**01 year, 03 months, 00 days**
Total	VCS	————		**06 years, 00 months, 12 days**

This has been checked by the verification team through validation and previous verification reports already approved and uploaded on Verra's webpage which is deemed accurate and satisfactory to VKU's assessment team.

4.2 Safeguards

4.2.1 No Net Harm

The project activity involves implementation of Solar plant as a voluntary measure to strengthen the national grid of India through exploitation of solar power generation potential available to India. The project activity does not involve any major construction activity during the implementation phase. As per section 3.3 of report on Developmental Impacts and Sustainable Governance Aspects of Renewable Energy Projects prepared by MNRE dated September 2013[5] clearly mentioned that solar PV project activity operations do not result in direct air pollution, noise pollution. Thus, there is no any significant impact due to

[5] https://odishainnovationcell.nic.in/Content/SIC/Articles/RE_Development_Impacts_in_India.pdf

implementation of project activity on air, water, soil quality and ambience are envisaged due to the project activity.

Throughout the monitoring period, the project operation had no negative impacts on air, water, soil quality, surroundings, or socio-economic factors. Moreover, there were no anticipated adverse environmental or socio-economic effects, eliminating the need for mitigation measures. The use of solar energy as a renewable resource not only preserved natural resources but also promoted environmental well-being without any detrimental consequences for the local environment.

Additionally, the Monitoring Report MR/1/ explicitly confirmed that the project proponent (PP) ensured that the operational and maintenance phases had no adverse effects on air, water, or ecological aspects. The project's commitment to eco-friendly power generation has resulted in sustainable development within the region, as highlighted in MR/1/.

Furthermore, the project activity has positively impacted the local community by creating job opportunities during construction and operation phases, as verified through interviews and hybrid (onsite + remote) visits by the VKU Assessment Team /38/.

4.2.2 Local Stakeholder Consultation

The project in question i.e., VCS 1784: "Solar Power Project by Mytrah Energy India Private Limited." has undergone stakeholder consultation in compliance with the Verified Carbon Standard (VCS) and local regulations. Various stakeholder groups, including local residents, farmers, local communities, gram panchayat (Village head), technology suppliers, O & M team were engaged through multiple phases using methods such as focus group discussions and social mapping.

Stakeholder Engagement Overview:

The stakeholder meeting was organized for stakeholders at each solar farm site office, and they were invited through public notices, calls, meeting and with sufficient notice to encourage their participation. As stated in the MR/1/ and verified through interviews with site personnel, it was evident that local stakeholders recognized and appreciated the positive impacts of the solar power project. These positive impacts included increased employment opportunities, enhanced land value, and improved infrastructure in the region. The stakeholders expressed gratitude for the project proponent's efforts towards environmental welfare and acknowledged the project's contribution in generating employment locally.

The project, already registered under the VCS mechanism, conducted a Local Stakeholder Consultation during the validation stage. Here are the key details:

Name of Investor	Capacity	Project Location			Date of Invitation	Date of Meeting
		Site	District	State		
	8	Thimmajipet	Mahabubnagar		12-01-2016	19-01-2016
	8	Arvapally	Nalgonda		13-01-2016	20-01-2016

Mytrah Abhinv Power Private Limited	15	Domakonda	Nizamabad	Telangana	15-03-2016	22-03-2016
	11	Alampur	Gadwal		11-01-2016	18-01-2016
	15	Gadwal	Gadwal		14-01-2016	21-01-2016
	15	Tandur	Rangareddy		15-01-2016	22-01-2016
	15	Nagarkurnool	Mahabubnagar		16-01-2016	23-01-2016
Mytrah Adarsh Power Private Limited	15	Reddypet	Nizamabad		13-02-2016	20-02-2016
	15	Chegunta	Medak		15-02-2016	22-02-2016
	15	Thunkibollaram	Siddipet		16-02-2016	23-02-2016
	15	Tungathurthy	Nalgonda		17-02-2016	24-02-2016
	15	Guntipally	Nalgonda		18-02-2016	25-02-2016
	15	Shanigaram	Siddipet		19-02-2016	25-02-2016
Mytrah Agriya Power Private Limited	50	Kamareddy	Kamareddy		12-02-2016	19-02-2016
Mytrah Akaash Power Private Limited	50	KM Palli	Nalgonda		09-01-2016	16-01-2016
Mytrah Aadhya Power Private Limited	50	Bareta & Balran	Mansa & Sangrur	Punjab	19-09-2015	26-09-2015
Mytrah Advaith Power Private Limited	15	Hunagund	Bagalkot	Karnataka	08-04-2016	15-04-2016
	15	Sindagi	Bijapur		09-04-2016	16-04-2016
Mytrah Akshaya Energy Private Limited	15	Raibagh	Belagavi		15-04-2017	22-04-2017

Feedback Mechanisms:

To encourage continual improvement and stakeholder engagement, a dedicated visitor and grievance register was placed at the project sites. This register allows stakeholders to provide feedback, ensuring transparency and accessibility. Additionally, a grievance register is available for stakeholders to voice complaints, with genuine concerns promptly addressed. Grievance register is placed at the main gate of site office and is accessible to everyone.

Stakeholder Meeting Highlights:

At the meeting, Solar Power Project by Mytrah Energy India Private Limited (Project Investor) provided an introduction to the climate mitigation project activity. The representative of project participant explained technical aspects of project to stakeholders. He also explained about social, environmental & economical benefits of the project. He also elaborated about carbon mechanism & its requirement for the current project. Stakeholders were informed about the environmentally friendly solar power generation, which reduces greenhouse gas emissions. The benefits of the solar project, such as increased energy availability, improved power quality, its assistance to the local population by providing employment opportunities to both skilled & unskilled labours, were also discussed.

Current Monitoring Period:

No grievances were received during the current monitoring period. As a result, no mitigation measures are required. Since the project is already registered under the VCS mechanism, no further action is necessary.

In summary, the project effectively engaged with stakeholders, communicated its environmental benefits, and established mechanisms for feedback and grievance resolution, contributing to a smooth and well-managed project operation.

Additionally, the VKU assessment team did not come across any negative comments or feedback from focussed group discussions with local stakeholders during their hybrid (onsite + remote) site assessment, as summarized in section 2.2 of MR/1/.

As a result, the assessment team concluded that the ongoing communication with local stakeholders complies with the established guidelines defined in section 3.18, clause 3.18.3, 3.18.4 of the VCS Standard versions 4.5/10/. The project proponent's efforts in engaging with stakeholders have been deemed suitable and in line with the prescribed requirements.

The local stakeholders interviewed in Interviews section 2.3 of this report confirmed the same. Hence confirming that the project activity does not have a negative impact on the surrounding environment, thus promoting environmental wellbeing, hence complying with the guidelines set in section 3.19 of VCS standard version 4.5.

4.3 AFOLU-Specific Safeguards

As the project comes under the category of NON - AFOLU projects therefore this section does not apply for this verification. Hence Not Applicable.

4.4 Accuracy of GHG Emission Reduction and Removal Calculations

The equations and choices provided in the methodology /10/ and all other methodological tools are correctly quoted in the MR /1/. The emission reductions of the project activity are calculated using the formulae mentioned in the applied methodologies i.e., ACM0002 Version

19.0 /13/. The verification team has reviewed the emission reduction spread sheets (ER sheets) /2/ and checked all the formulae and found they are correct and are in accordance with the monitoring plan of the Joint PD and MR /03/ and the applied monitoring methodology /13/.

The project monitoring plan involves total three parameters to be monitored;

1) $EG_{PJ,grid,y}$ or $EG_{PJ,facility,l,y}$ (Quantity of electricity generated and supplied by the project power plant to the grid)- **For Karnataka Sites**
2) $EG_{PJ,grid,y}$ or $EG_{PJ,facility,l,y}$ (Quantity of electricity generated and supplied by the project power plant to the grid)- **For Punjab Sites**
3) $EG_{PJ,grid,y}$ or $EG_{PJ,facility,l,y}$ (Quantity of electricity generated and supplied by the project power plant to the grid)- **For Telangana Sites**

All monitored parameters are according to the monitoring plan and monitoring report/1/.

The parameter $EG_{PJ,grid,y}$ or $EG_{PJ,facility,l,y}$ value is sourced from Certified Joint Meter Reading (JMRs) in Karnataka, Punjab and Telangana Sites/27/, Proper calibrated meters of 0.2s accuracy class installed at each pooling substation and regularly monitor the Net electricity exported / supplied by the plant to pooling substation and further to substation.

The monitoring plan specified in the registered VCS Project Design (PD) version 02, dated 8-June-2019,/3/ is diligently being followed at the site. The assessment team has conducted a thorough verification of the entire information flow, starting from data generation and aggregation to recording, calculation, and reporting of the relevant parameters in the Monitoring Report (MR/1/). The emission reductions are based on the net electricity generated and exported from the project.

The project proponent (PP) has provided all the necessary data for the current monitoring period, ensuring a comprehensive and accurate assessment. The values of the parameter " Quantity of electricity generated and supplied by the project power plant to the grid" which were used in deriving the greenhouse gas (GHG) emission reduction, have been found to be well correlated between the data sets and the Emission Reduction (ER) spreadsheet provided by the PP.
The verification of each monitoring parameter has been discussed later in section 4.5.

The appropriateness of default values used in the monitoring report is elaborated below:
Table No: 10 Data and Parameters Available at Validation or Ex-ante parameters:

Parameter	Unit	Description	Value
$EF_{grid,CM,y}$	tCO_2/MWh	Combined Margin CO_2 Emission Factor in year y	**0.9368 tCO_2/MWh** is consistent with the registered VCS Joint PD & MR/3/. Calculated as the weighted average of the operating margin (0.75) & build

			margin (0.25) values, sourced from Baseline CO2 Emission Database, Version 14.0, December 2018 published by Central Electricity Authority (CEA), Government of India
$EF_{grid,OM,y}$	tCO_2/MWh	Simple operating margin emission factor of Indian Grid	**0.9610 tCO_2/MWh** is consistent with the registered VCS Joint PD & MR /3/ Baseline CO2 Emission Database, Version 14.0, December 2018 published by Central Electricity Authority (CEA), Government of India.
$EF_{grid,BM,y}$	tCO_2/MWh	Combined Margin CO_2 Emission Factor in year y	**0.8644 tCO_2/MWh** is consistent with the registered VCS PD & MR /3/ Baseline CO2 Emission Database, Version 14.0, December 2018 published by Central Electricity Authority (CEA), Government of India

According to applied methodology ACM0002; **Version 19.0** /13/ the emissions are calculated as below:

According to applicable methodology ACM0002; Version 19.0[6] /13/

Under section 5 of Baseline Methodology Procedure with further description

1. **Clause 34 of section 5.4-page 13 mentions about Project emissions:** As per methodology "For most renewable energy power generation project activities, considering this is a solar project activity **PE_y = 0 tCO_2.**
2. **Clause 56 of section 5.6-page 20 about Leakage emissions** mentions that since project activity is a renewable project activity i.e., solar power project & no other leakage emissions are considered. The emissions potentially arising due to activities such as power plant construction and upstream emissions from fossil fuel use (e.g., extraction, processing, transport etc.) are neglected.
   Leakage emissions: **LE_y = 0 tCO_2.**

[6] 0X6IERWMG92J7V3B8OTKFSL1QZH5PA (unfccc.int) s

Methods and formulae set out in the project description for calculating actual emissions for current monitoring period.

The calculation of emission reduction has been done in accordance with the applied methodology used i.e., ACM0002 Version 19.0 /13/. As per the applied methodology, the values of project emission and leakages are considered as zero for the project activity. The equation used for calculation of baseline emission is given below:

$BE_y = EG_{PJ,y} * EF_{grid,CM,y}$..... Equation (11)

Where:

BE_y	=	Baseline emissions in year y (tCO_2e/yr)
$EG_{PJ,y}$	=	Quantity of net electricity generation that is produced and fed into the grid as a result of the implementation of the VCS project activity in year y (MWh/yr)
$EF_{grid,CM,y}$	=	Combined margin CO_2 emission factor for grid connected power generation in year y calculated using the latest version of the "Tool to calculate the emission factor for an electricity system" ($t\ CO_2/MWh$)

PP has submitted all the evidences like JMRs/27/ and Invoices /28/ to VKU Assessment Team for verification and assessment of ER Sheet/2/. Hence VKU Assessment Team attests to the correctness of the formulas and methodologies i.e., ACM0002: "Grid-connected electricity generation from renewable sources - version 19" /13/. used to compute baseline emissions. The applied default values, emission factors and assumptions in the calculations are all reasonable. The assumptions, emission factors and default values that were applied in the calculations are justified.

As per calculation mentioned in section 3.4 of registered Joint PD & MR Version 02 dated **08-June-2019/3/**

Estimated Emission Reduction as in VCS PD for the equivalent period of the current Monitoring period, 01-April-2022 to 30-June-2023 (Inclusive of both the days):	
Monitoring Period Start Date	**01-April-2022**
Monitoring Period End Date	**30-June-2023**
Days in Current Monitoring period	456 days
Annual VCUs as per VCS PD	638,520 (tCO_2e)
Estimated Emission Reduction as in VCS PD for the equivalent period of the current Monitoring period	**=** (Annual Estimated GHG emission reductions as per revised VCS PD/Total days in a year) *days in current monitoring period **= (638,520 /365) * 456 = 797,712 (tCO_2e)**

PP has submitted all the evidences like JMRs/27/ and Invoices /28/ to VKU Assessment Team for verification and assessment of ER Sheet/2/

Hence VKU Assessment Team can state that the calculation method and formulae used in calculating baseline emission is following the methodology used i.e., ACM0002: "Grid-connected electricity generation from renewable sources - Version 19" /13/. The applied default values, emission factors and assumptions in the calculations are all reasonable. The assumptions, emission factors and default values that were applied in the calculations are justified.

4.5 Quality of Evidence to Determine GHG Emission Reductions and Removals

When verifying the reported emission reduction, VKU ensured that there was a clear audit trail that contained the evidence and records that validate the stated figures. All source documents that form the basis for assumptions and other information underlying the GHG data are shown above.

When assessing the audit trails, VKU also examined:

1. Whether sufficient evidence was available, both in terms of frequency and in covering the full monitoring period
2. The source and nature of the evidence
3. If comparable information was available from sources other than that used in the monitoring report/1/, VKU cross-checked the monitoring report against the other sources to confirm that the stated figures were correct. The sources and the data referenced are shown in Section 2.2 above.

All records i.e., JMRs/Invoices/Monthly Generation Reports/Calibration Records of energy meters etc needed for monitoring are archived in line with the requirements of the registered monitoring plan. No significant, lack of evidence and missing data were detected during verification. Hence, the assessment team confirms that the monitoring system ensures

required quality of the monitoring system to ensure the quality of the monitored data. All internal data are subjected to QA/QC measures. The project monitoring plan involves total one parameter to be monitored;

4) $EG_{PJ,grid,y}$ or $EG_{PJ,facility,l,y}$ (Quantity of electricity generated and supplied by the project power plant to the grid)- For Karnataka Site
5) $EG_{PJ,grid,y}$ or $EG_{PJ,facility,l,y}$ (Quantity of electricity generated and supplied by the project power plant to the grid)- For Punjab Site
6) $EG_{PJ,grid,y}$ or $EG_{PJ,facility,l,y}$ (Quantity of electricity generated and supplied by the project power plant to the grid)- For Telangana Site

All monitored parameters are according to the monitoring plan and monitoring report/1/.

The below table describe how the parameter $EG_{PJ,grid,y}$ or $EG_{PJ,facility,l,y}$ (Quantity of electricity generated and supplied by the project power plant to the grid)- For Karnataka Site, that is to be measured according to the monitoring plan, has been verified to confirm that the actual monitoring complies with the monitoring plan, monitoring data has been thoroughly assessed and that the calibration requirements are met:-

Table No: 11 Assessment of Parameter $EG_{PJ,grid,y}$ or $EG_{PJ,facility,l,y}$ (Quantity of electricity generated and supplied by the project power plant to the grid)- For Karnataka Site

Parameter	$EG_{PJ,grid,y}$ or $EG_{PJ,facility,l,y}$ (Quantity of electricity generated and supplied by the project power plant to the grid)- For Karnataka Site	
Means of verification	Criteria/Requirements	Assessment/Observation
	Measuring /Reading /Recording frequency	The parameter is a calculated parameter & is monitored continuously and recorded at least monthly by energy meter.
	Is measuring and reporting frequency in accordance with the monitoring plan and monitoring methodology? (Yes / No)	Yes. The reporting frequency is in line with the monitoring plan as outlined in the registered Joint PD+MR/3/ and monitoring methodology/13/. Also, in current monitoring period there is no deviation from the stated procedures in the registered monitoring plan. This was verified by assessment team during desk review and by Team Leader during onsite visit and interviews/40/ with site personnel.
	Monitoring equipment	This is a calculated value, however monitoring equipment are used for recording Export and Import are measured by energy meters of accuracy class 0.2s and the difference of export

			and import values are used for monthly values of net electricity supplied to the grid by the project activity and same value are be considered for ER calculations. Equipment: Electronic Meter: (3 sets – Main, check and standby) Type: 3 – phase, 4 – wire Accuracy Class: 0.2s
		Is accuracy of the monitoring equipment as stated in the monitoring plan? If the monitoring plan does not specify the accuracy of the monitoring equipment, does the accuracy of the monitoring equipment comply with local/national standards, or as per the manufacturer's specification?	This is a calculated value; Hence this section is not applicable, however monitoring equipment used for recording the value for Net generation is derived by the difference of export and import values measured by energy meters installed at pooling sub-substation, is measured by energy meter is of **accuracy class 0.2s.**
		Is the accuracy valid for the entire measuring range or do different accuracy levels apply to different measuring ranges?	This is a calculated value; hence this section is not applicable. However as explained above that value for Net generation is derived by the difference of export and import values measured by energy meters installed at grid sub-substation, is measured by energy meter is of **accuracy class 0.2s, this accuracy class is valid for the entire measuring range i.e., (Monitoring Report: 01-April-2022 to 30-June-2023; Inclusive of both start and end dates)**
		Calibration frequency /interval:	This is a calculated value; hence this section is not applicable. However as explained above that value for Net generation is derived by the difference of export and import values measured by energy meters

			installed at grid sub-substation. The Calibration frequency /interval of the monitoring equipment used to measure the input values i.e., Import & Export, which is used to calculate $EG_{PJ\,y}$ is once in five years, which is as per section 4.2 of the registered Joint PD & MR/03/ which is as per the norm defined in PPA /25/
		Is the calibration interval in line with the monitoring plan and/or methodology? If the monitoring plan does not specify the frequency of calibration, is the selected frequency in accordance with the local/national standards, or as per the manufacturer's specifications?	Yes, it is in line with the monitoring plan & registered methodology. Outlined in the registered VCS Joint PD & MR dated 08-June-2019/3/ The calibration frequency is once in five years as per PPA/25/
		Is the calibration of measuring equipment carried out by an accredited person or institution?	Yes, Calibration certificates /26/ of the measuring equipment's is **carried out by an accredited person or institution.**

Name of Solar Site	**Calibration Authority**	**NABL Accreditation Certificate No.**
Hunagund	Yathva Energy Solutions Pvt. Ltd.	TC-5881
Sindagi	Yathva Energy Solutions Pvt. Ltd.	TC-5881
Raibagh	Yathva Energy Solutions Pvt.	TC-5881

		Ltd.
	Is(are) calibration(s) valid for the whole reporting period?	Yes, the calibration/26/ is valid throughout the reporting period**. i.e., from 01-April-2022 to 30-June-2023(Inclusive of both the days).**
	Is the calibration carried out for a measuring range comparable with the range for which measurements have been carried out?	Since this is a calculated value, this section is not applicable. However, for monitoring equipment used to measure the input values (*Export & Import*), which is used to calculate $EG_{PJ,y:}$ Yes. The calibration is carried out appropriately for current monitoring as per the registered monitoring plan and VCS VVS manual version 3.2/11/& as per PPA/25/
	How were the values in the monitoring report verified?	Cumulative value of **$EG_{PJ,y}$** for entire monitoring period 01-April-2022 to 30-June-2023(inclusive of both dates) is reported in the monitoring report/1/, and monthly values in the ER calculation sheet/2/ in MWh. The monthly values were verified from the JMRs/27/ and cross checked from invoices/28/ thus found to be consistent. Value of this parameter for the current monitoring is **101,475 MWh.** **Year** / **Net Electricity Generation (MWh)** 2022 / 54,488 2023 / 46,985 Total / **101,473 (Round down Value)**
	If applicable, has the reported data been cross-checked with other available data?	The monthly reported values of **$EG_{PJ,y}$** in JMRs/27/ were further cross checked with the monthly invoices /28/ raised by the PP to State Electricity Board of Karnataka which is found to be consistent with the PPA/25/.
	Does the data management ensure correct transfer of data and reporting of	On site and remote personnel interviews/39/ with the project stakeholder of the project activity confirms that the necessary QA/QC

	emission reductions and are necessary QA/QC processes in place?	procedures are in place and the data management system is effective and reliable. The meters are approved, tested & sealed by the State Utility. The meters are in the custody of State Utility. The frequency of calibration is once in 5 years [7] .The monthly electricity supplied/exported by the project activity in the JMR report is cross checked with the monthly invoices of sale. The metering arrangement, accuracy class of meters, calibration frequency is under control of state electricity board and PP does not have any control on it.
	In case project proponents have temporarily not monitored the parameter, has either i) a deviation been approved by the CDM EB or ii) has the parameter been estimated as stipulated by Appendix 1 to the CDM Project Standard?	No such issues.
Findings	CL#02 & CAR#02 were raised and resolved	
Conclusion	The parameter has been monitored appropriately, in accordance with the registered monitoring plan (as per measurement methods and procedures to be applied) and applied methodology. The monitoring results were recorded consistently as per the approved frequency in the monitoring plan. The emission reduction calculation for the project activity is estimated based on the electricity supplied by the project. Since 100% data was verified, the team can ascertain that the values taken for emission reduction calculation are free from material errors.	

[7] https://cea.nic.in/wp-content/uploads/2020/04/review_regulation.pdf

Table No: 12 Assessment of Parameter $EG_{PJ,grid,y}$ or $EG_{PJ,facility,l,y}$ (Quantity of electricity generated and supplied by the project power plant to the grid)- For Punjab Site

Parameter	$EG_{PJ,grid,y}$ or $EG_{PJ,facility,l,y}$ (Quantity of electricity generated and supplied by the project power plant to the grid)- For Punjab Site	
Means of verification	**Criteria/Requirements**	**Assessment/Observation**
	Measuring /Reading /Recording frequency	The parameter is a calculated parameter & is monitored continuously and recorded at least monthly by energy meter.
	Is measuring and reporting frequency in accordance with the monitoring plan and monitoring methodology? (Yes / No)	Yes. The reporting frequency is in line with the monitoring plan as outlined in the registered Joint PD+MR/3/ and monitoring methodology/13/. Also, in current monitoring period there is no deviation from the stated procedures in the registered monitoring plan. This was verified by assessment team during desk review and by Team Leader during onsite visit and interviews/39/ with site personnel.
	Monitoring equipment	This is a calculated value, however monitoring equipment are used for recording Export and import are measured by energy meters of accuracy class 0.2s and the difference of export and import values are used for monthly values of net electricity supplied to the grid by the project activity and same value are be considered for ER calculations. Equipment: Electronic Meter: (3 sets – Main, check and standby) Type: 3 – phase, 4 – wire Accuracy Class: 0.2s
	Is accuracy of the monitoring equipment as stated in the monitoring plan? If the monitoring plan does not specify the accuracy of the monitoring equipment, does the	This is a calculated value; Hence this section is not applicable, however monitoring equipment used for recording the value for Net generation is derived by the difference of export and import values measured by energy meters installed at pooling

		accuracy of the monitoring equipment comply with local/national standards, or as per the manufacturer's specification?	sub-substation, is measured by energy meter is of **accuracy class 0.2s.**
		Is the accuracy valid for the entire measuring range or do different accuracy levels apply to different measuring ranges?	This is a calculated value; hence this section is not applicable. However as explained above that value for Net generation is derived by the difference of export and import values measured by energy meters installed at grid sub-substation, is measured by energy meter is of **accuracy class 0.2s, this accuracy class is valid for the entire measuring range i.e., (Monitoring Report: 01-April-2022 to 30-June-2023; Inclusive of both start and end dates)**
		Calibration frequency /interval:	This is a calculated value; hence this section is not applicable. However as explained above that value for Net generation is derived by the difference of export and import values measured by energy meters installed at grid sub-substation. The Calibration frequency /interval of the monitoring equipment used to measure the input values i.e., Import & Export, which is used to calculate $EG_{PJ\,y}$ is once in five years, which is as per section 4.2 of the registered Joint PD & MR/03/ which is as per the norm defined in PPA /25/
		Is the calibration interval in line with the monitoring plan and/or methodology? If the monitoring plan does not specify the frequency of calibration, is the selected	Yes, it is in line with the monitoring plan & registered methodology. Outlined in the registered VCS Joint PD & MR dated 08-June-2019/3/ The calibration frequency is once in five years as per PPA/25/

	frequency in accordance with the local/national standards, or as per the manufacturer's specifications?	
	Is the calibration of measuring equipment carried out by an accredited person or institution?	Yes, Calibration certificates /26/ of the measuring equipment's is **carried out by an accredited person or institution[8].**

Name of Solar Site	Calibration Authority	Accreditation Status
Bareta	Punjab State Power Corporation Limited (PSPCL)	Punjab State Power Corporation Limited (PSPCL) is a govt body and responsible for calibration of energy meters, PP has not any control over it.
Balran	Punjab State Power Corporation Limited (PSPCL)	Punjab State Power Corporation Limited (PSPCL) is a govt body and responsible for calibration of energy meters, PP has not any control over it.

	Is(are) calibration(s) valid for the whole reporting period?	Yes, the calibration is valid throughout the reporting period**. i.e., from 01-April-2022 to 30-June-2023: (Inclusive of both the days).**

[8] It is of paramount importance to highlight that Punjab State Power Corporation Limited (PSPCL) functions as a government entity entrusted with the sole responsibility of calibrating energy meters at the Balran and Bareta sites within the state of Punjab. Notably, PSPCL operates independently, without any external influence or control of PP.

	Is the calibration carried out for a measuring range comparable with the range for which measurements have been carried out?	Since this is a calculated value, this section is not applicable. However, for monitoring equipment used to measure the input values (*Export & Import*), which is used to calculate $EG_{PJ,y}$: Yes. The calibration is carried out appropriately for current monitoring as per the registered monitoring plan and VCS VVS manual version 3.2/11/& as per PPA/25/
	How were the values in the monitoring report verified?	Cumulative value of **$EG_{PJ,y}$** for entire monitoring period 01-April-2022 to 30-June-2023(inclusive of both dates) is reported in the monitoring report/1/, and monthly values in the ER calculation sheet/2/ in MWh. The monthly values were verified from the JMRs/27/ and cross checked from invoices/28/ thus found to be consistent. Value of this parameter for the current monitoring is **103,521 MWh**. **Year** / **Net Electricity Generation (MWh)** 2022 / 60,141 2023 / 43,380 Total / **103,521(Round down Value)**
	If applicable, has the reported data been cross-checked with other available data?	The monthly reported values of **$EG_{PJ,y}$** in JMRs/27/ were further cross checked with the monthly invoices /28/ raised by the PP to State Electricity Board of Punjab which is found to be consistent with the PPA/25/.
	Does the data management ensure correct transfer of data and reporting of emission reductions and are necessary QA/QC processes in place?	On site and remote personnel interview/39/ with the project stakeholder of the project activity confirms that the necessary QA/QC procedures are in place and the data management system is effective and reliable. The meters are approved, tested & sealed by

		the State Utility. The meters are in the custody of State Utility. The frequency of calibration is once in 5 years [9] .The monthly electricity supplied/exported by the project activity in the JMR report is cross checked with the monthly invoices of sale. The metering arrangement, accuracy class of meters, calibration frequency is under control of state electricity board and PP does not have any control on it.
	In case project proponents have temporarily not monitored the parameter, has either i) a deviation been approved by the CDM EB or ii) has the parameter been estimated as stipulated by Appendix 1 to the CDM Project Standard?	No such issues.
Findings	CL#02 & CAR#02 were raised and resolved	
Conclusion	The parameter has been monitored appropriately, in accordance with the registered monitoring plan (as per measurement methods and procedures to be applied) and applied methodology. The monitoring results were recorded consistently as per the approved frequency in the monitoring plan. The emission reduction calculation for the project activity is estimated based on the electricity supplied by the project. Since 100% data was verified, the team can ascertain that the values taken for emission reduction calculation are free from material errors.	

[9] https://cea.nic.in/wp-content/uploads/2020/04/review_regulation.pdf

Table No: 13 Assessment of Parameter $EG_{PJ,grid,y}$ or $EG_{PJ,facility,l,y}$ (Quantity of electricity generated and supplied by the project power plant to the grid)- For Telangana Site

Parameter	$EG_{PJ,grid,y}$ or $EG_{PJ,facility,l,y}$ (Quantity of electricity generated and supplied by the project power plant to the grid)- For Telangana Site	
Means of verification	**Criteria/Requirements**	**Assessment/Observation**
	Measuring /Reading /Recording frequency	The parameter is a calculated parameter & is monitored continuously and recorded at least monthly by energy meter.
	Is measuring and reporting frequency in accordance with the monitoring plan and monitoring methodology? (Yes / No)	Yes. The reporting frequency is in line with the monitoring plan as outlined in the registered Joint PD+MR/3/ and monitoring methodology/13/. Also, in current monitoring period there is no deviation from the stated procedures in the registered monitoring plan. This was verified by assessment team during desk review and by Team Leader during onsite visit and interviews/39/ with site personnel.
	Monitoring equipment	This is a calculated value, however monitoring equipment are used for recording Export and import are measured by energy meters of accuracy class 0.2s and the difference of export and import values are used for monthly values of net electricity supplied to the grid by the project activity and same value are be considered for ER calculations. Equipment: Electronic Meter: (3 sets – Main, check and standby) Type: 3 – phase, 4 – wire Accuracy Class: 0.2s
	Is accuracy of the monitoring equipment as stated in the monitoring plan? If the monitoring plan does not specify the accuracy of the monitoring equipment, does the	This is a calculated value; Hence this section is not applicable, however monitoring equipment used for recording the value for Net generation is derived by the difference of export and import values measured by energy meters installed at pooling

		accuracy of the monitoring equipment comply with local/national standards, or as per the manufacturer's specification?	sub-substation, is measured by energy meter is of **accuracy class 0.2s.**
		Is the accuracy valid for the entire measuring range or do different accuracy levels apply to different measuring ranges?	This is a calculated value; hence this section is not applicable. However as explained above that value for Net generation is derived by the difference of export and import values measured by energy meters installed at grid sub-substation, is measured by energy meter is of **accuracy class 0.2s, this accuracy class is valid for the entire measuring range i.e., (Monitoring Report: 01-April-2022 to 30-June-2023; Inclusive of both start and end dates)**
		Calibration frequency /interval:	This is a calculated value; hence this section is not applicable. However as explained above that value for Net generation is derived by the difference of export and import values measured by energy meters installed at grid sub-substation. The Calibration frequency /interval of the monitoring equipment used to measure the input values i.e., Import & Export, which is used to calculate $EG_{PJ\,y}$ is once in five years, which is as per section 4.2 of the registered Joint PD & MR/03/ which is as per the norm defined in PPA /25/
		Is the calibration interval in line with the monitoring plan and/or methodology? If the monitoring plan does not specify the frequency of calibration, is the selected	Yes, it is in line with the monitoring plan & registered methodology. Outlined in the registered VCS Joint PD & MR dated 08-June-2019/3/ The calibration frequency is once in five years as per PPA/25/

	frequency in accordance with the local/national standards, or as per the manufacturer's specifications?	
	Is the calibration of measuring equipment carried out by an accredited person or institution?	Yes, Calibration certificates /26/ of the measuring equipment's is **carried out by an accredited person or institution**.

Name of Solar Site	Calibration Authority	NABL Accreditation Certificate No.
Thimajipet	Yathva Energy Solutions Pvt. Ltd.	TC-5881
Arvapally	Yathva Energy Solutions Pvt. Ltd.	TC-5881
Domakonda	Ganga Calibration Solutions Pvt. Ltd.	CC-2127
Alampur	Yathva Energy Solutions Pvt. Ltd.	TC-5881
Gadwal	Yathva Energy Solutions Pvt. Ltd.	TC-5881
Tandur	Ganga Calibration Solutions Pvt. Ltd.	CC-2127

			Nagarkurnool	Yathva Energy Solutions Pvt. Ltd.	TC-5881
			Reddypet	Ganga Calibration Solutions Pvt. Ltd.	CC-2127
			Chegunta	Ganga Calibration Solutions Pvt. Ltd.	CC-2127
			Thunki Bollaram	Ganga Calibration Solutions Pvt. Ltd.	CC-2127
			Tungathurthy	Ganga Calibration Solutions Pvt. Ltd.	CC-2127
			Guntipally	Ganga Calibration Solutions Pvt. Ltd.	CC-2127
			Shanigaram	Ganga Calibration Solutions Pvt. Ltd.	CC-2127
			Kamareddy	Ganga Calibration Solutions Pvt. Ltd.	CC-2127
			K.M. Pally	Ganga Calibration Solutions Pvt. Ltd.	CC-2127

	Is(are) calibration(s) valid for the whole reporting period?	Yes, the calibration is valid throughout the reporting period. **i.e., from 01-April-2022 to 30-June-2023; (Inclusive of both the days).**
	Is the calibration carried out for a measuring range comparable with the range for which measurements have been carried out?	Since this is a calculated value, this section is not applicable. However, for monitoring equipment used to measure the input values (*Export & Import*), which is used to calculate $EG_{PJ,y}$: Yes. The calibration is carried out appropriately for current monitoring as per the registered monitoring plan and VCS VVS manual version 3.2/11/& as per PPA/25/
	How were the values in the monitoring report verified?	Cumulative value of **$EG_{PJ,y}$** for entire monitoring period 01-April-2022 to 30-June-2023(inclusive of both dates) is reported in the monitoring report/1/, and monthly values in the ER calculation sheet/2/ in MWh. The monthly values were verified from the JMRs/27/ and cross checked from invoices/28/ thus found to be consistent. Value of this parameter for the current monitoring is **597,577 MWh**. **Year** — **Net Electricity Generation (MWh)** 2021 — 321,478 2022 — 276,099 Total — **597,577 (Round down Value)**
	If applicable, has the reported data been cross-checked with other available data?	The monthly reported values of **$EG_{PJ,y}$** in JMRs/27/ were further cross checked with the monthly invoices /28/ raised by the PP to State Electricity Board of Telangana which is found to be consistent with the PPA/25/.
	Does the data management ensure correct transfer of data and reporting of emission reductions and are	On site and remote personnel interview/39/ with the project stakeholder of the project activity confirms that the necessary QA/QC procedures are in place and the data

	necessary QA/QC processes in place?	management system is effective and reliable. The meters are approved, tested & sealed by the State Utility. The meters are in the custody of State Utility. The frequency of calibration is once in 5 years [10] .The monthly electricity supplied/exported by the project activity in the JMR report is cross checked with the monthly invoices of sale. The metering arrangement, accuracy class of meters, calibration frequency is under control of state electricity board and PP does not have any control on it.
	In case project proponents have temporarily not monitored the parameter, has either i) a deviation been approved by the CDM EB or ii) has the parameter been estimated as stipulated by Appendix 1 to the CDM Project Standard?	No such issues.
Findings	CL#02 & CAR#02 were raised and resolved	
Conclusion	The parameter has been monitored appropriately, in accordance with the registered monitoring plan (as per measurement methods and procedures to be applied) and applied methodology. The monitoring results were recorded consistently as per the approved frequency in the monitoring plan. The emission reduction calculation for the project activity is estimated based on the electricity supplied by the project. Since 100% data was verified, the team can ascertain that the values taken for emission reduction calculation are free from material errors.	

During the verification assessment of project activity, accuracy of all metering equipment's has been checked and found appropriate by assessment team during onsite visit/40/. The

[10] https://cea.nic.in/wp-content/uploads/2020/04/review_regulation.pdf

installation and working conditions of the meters were checked during the site inspection/40/ and were found to be satisfactory as compared to the provision of calibration/testing frequency, prescribed under the VCS Joint PD & MR/3/.

Calibration of meters/26/:

During the verification assessment of the project activity, accuracy of all the metering have been checked and found appropriate by assessment team during on remote site visit /38/. The installation and working conditions of the meters were checked during the site inspection/39/ and were found to be satisfactory as compared to the provision of calibration/testing frequency, prescribed under the VCS Joint PD & MR/3/, the meters are supposed to undergo testing/calibration once in five years. The meter calibration is not under the purview of PP.

Respective State Electricity Board is the sole authority to conduct the meter calibration and selection of calibration entity either the govt. body or private entity. Details of meters are provided in below table:

Table No: 14 Calibration Details:

Name of SPVs	Sub-station Site	State	Calibration Authority	Capacity In MW	Meter Details			Accuracy	Date of Calibration	Due date of calibration	New Date of calibration	Due date
					Main, meter Sl. no	Check Meter sl.no	Standby meter sl. no					
Mytrah Advaith Power Private Limited	33/110 KV Hunagund	Karnataka	Yathva Energy Solutions Pvt. Ltd.	15	17151028	17151010	NA	0.2s	13-July-2018	12-July-2023	NA	NA
	33/110 KV Sindagi			15	17151045	17151050	NA	0.2s	03-December- 2018	02-December- 2023	NA	NA
Mytrah Akshay a Energy Private Limited	33/110 KV Raibagh	Karnataka	Yathva Energy Solutions Pvt. Ltd.	15	17115537	17115532	NA	0.2 s	05-January-2019	04-January-2024	NA	NA
Mytrah Aadhya Power Private Limited	66/11 KV Bareta	Punjab	PSPCL	25	PBB48780	PBB4878 1	NA	0.2s	01-December- 2018	30-November- 2023	NA	NA
	66/11 KV Balran			25	PBB48803	PBB4880 2	NA	0.2 s	26-November- 2018	25-November- 2023	NA	NA
Mytrah Abhina v Power Private	132/33 KV Thimajipet	Telangana	Yathva Energy Solutions Pvt. Ltd.	8	APX01099	APX0110 0	APX01101	0.2s	14-November-2018	13-November-2023	17-September-2020	16-September-2025

Limited	132/33 KV Arvapally		Yathva Energy Solutions Pvt. Ltd.	8	HT01160 859	HT0116 0 860	HT01 1608	0.2s	22-January-2019	21-Jaunuarry-2024	18-Decembe r-2020	17-Decembe r- 2025
	132/33 KV Domakond a		Ganga Calibrati on Solutions Pvt. Ltd.	15	TS04282	TS0428 3	TS04 284	0.2 s	19-February-2018	18-February-2023	17-August-2020	16-March-2025
	132/33 KV Alampur		Yathva Energy Solutions Pvt. Ltd.	11	HT01161 10	HT0116 1 108	HT01 1611 09	0.2 s	09-April-2018	08-April-2023	03-Decembe r-2021	02-Decembe r-2026
	132/33 KV Gadwal		Yathva Energy Solutions Pvt. Ltd.	15	HT01161 111	HT0116 1 112	HT01 1611	0.2 s	22-February-2019	21-February-2024	12-January-2022	11-January-2027
	132/33 KV Tandur		Ganga Calibrati on Solutions Pvt. Ltd.	15	2838075	283807 6	283807 7	0.2 s	04-April-2018	03-April-2023	31-October-2020	30-October-2025
	132/33 KV Nagarkurn ool		Yathva Energy Solutions Pvt. Ltd.	15	2831529	283153 0	2831	0.2 s	14-May-2018	13-May-2023	06-Decembe r-2021	05-Decembe r-2026

Mytrah Adarsh Power Private Limited	132/33 KV Reddypet	Telangana	Ganga Calibration Solutions Pvt. Ltd.	15	TSS04286	TSS0428 8	TSS04274	0.2 s	15-May-2018	14-May-2023	10-August-2020	09-August-2025
	132/33 KV Chegunta		Ganga Calibration Solutions Pvt. Ltd.	15	2838079	2838080	2838081	0.2 s	03-May-2018	02-May-2023	12-May-2021	11-May-2026
	132/33 KV Thunki Bollaram		Ganga Calibration Solutions Pvt. Ltd.	15	2838071	2838072	2838073	0.2 s	10-May-2018	09-May-2023	11-June-2021	10-June-2026
	132/33 KV Tungathurthy		Ganga Calibration Solutions Pvt. Ltd.	15	HT01161100	HT0116 1 101	HT01 1611 02	0.2 s	22-January-2019	21-January-2024	22-December- 2020	21-December-2025
	132/33 KV Guntipally		Ganga Calibration Solutions Pvt. Ltd.	15	2832434	2832435	2832 436	0.2 s	29-March-2018	28-March-2023	08-September-2021	07-September-2026
	132/33 KV Shanigara		Ganga Calibration	15	APX01630	APX01635	APX01640	0.2 s	03-January-2019	02-January-2024	14-February-2022	13-February-2027

	m		Solutions Pvt. Ltd.									
Mytrah Agriya Power Private Limited	132/33 KV Kamareddy	Telangana	Ganga Calibration Solutions Pvt. Ltd.	50	APZ00439	APZ0044 0	APZ00441	0.2 s	01-October-2018	30-September-2023	03-Nov-2020	02-Nov-2025
Mytrah Akaash Power Private Limited	132/33 KV K.M. Pally	Telangana	Ganga Calibration Solutions Pvt. Ltd.	50	17250998	17250999	17251000	0.2 s	04-January-2019	03-January-2024	25-September-2020	24-September-2025

Metering Arrangement:

There are 20 project sites with total capacity of 372 MW and each project site have a three set of energy meters (Main, Check & Stand by Meters). These meters are used for measurement of electricity import and export by each site. The meters are placed in Pooling substation or Grid substation.

The provision of calibration/testing frequency is once in five years, prescribed under the VCS PD/3/. This is verified by assessment team from the calibration certificates/24/ submitted by the PP. As per VCS PD "The project adheres to all the mandatory regulatory and statutory requirements at the state as well as national level & hence acceptable to VKU assessment team.

The energy meter calibration certificates/26/ are checked and found that the calibration details provided in the MR /1/ are correct. From the verification of above table, verification team also confirms that the energy meter calibrations are valid for the complete monitoring period i.e., from **01-April-2022 to 30-June-2023**, including both the start and end dates.

The meters in use are two-way devices that measure both electricity import and export, providing the net electricity consumption data. According to the Power Purchase Agreement with the electricity distribution utility, there are two meters: a main meter and a backup meter. Both function as two-way export-import meters, calculating both exported and imported electricity to the grid.

If the meters operate outside allowable limits, they will either be replaced or calibrated. When the main meter malfunctions, the consumption recorded by the backup meter is used. If both metering systems fail, malfunction details, timestamps, parameters, and load survey data will be retrieved from the main meter. The nature of the malfunction is then determined, and the recorded consumption in the main meter is adjusted accordingly.

Data Collection and Archiving:

Meter readings are collected in the presence of the plant in-charge, and export/import data are diligently recorded and stored both in logs and electronically on a daily basis. The Plant Manager regularly checks these records and conducts thorough discussions with the plant supervisor. Monitored data is stored for a period of 2 years after the end of the crediting period or until the last issuance of VCUs for the project activity, whichever comes later.

In accordance with paragraph 66 of ACM0002, version 19,/13/ all monitoring-related data is electronically archived and retained for a minimum of two years following the conclusion of the last crediting period. Site personnel are primarily responsible for collecting, collating, and aggregating this data. They achieve this through the use of centrally through the Supervisory Control and Data Acquisition (SCADA) system at the Central Monitoring Station maintained at project implemented site.

The monitoring and measurement of electricity at the project metering point are carried out continuously, while the recording is done on a monthly basis through Joint Meter Readings, performed jointly by representatives of the State Utility Operations & Project Proponent/Site Personnels Representatives.

Emergency Preparedness:

The project activity poses no risk of unidentified activities resulting in substantial emissions. Hence, no emergency preparedness related to data monitoring is deemed necessary for the current monitoring period. In case of any issues with the Main meter or Check meter, they are promptly repaired, recalibrated or replaced. If the Main meter is out of service due to maintenance, repairs or testing, the Check meter is used for readings. Similarly, in the rare event that both the Main meter and Check meter are unavailable, the Standby meter is employed for readings. During the monitoring period, both the Main and Check meters operated within acceptable accuracy limits.

Personnel Training:

To ensure the proper functioning of the project and accurate emission reduction monitoring, staff receive comprehensive training. This includes instruction on the utilization of monitoring tools and software for evaluating system performance, comprehension of control systems for fine-tuning and optimizing solar power generation, and safety training covering working at heights and electrical safety measures. The training program encompasses the staff, with specific focus on plant helpers, who will receive training in equipment operation, data recording, report writing, and the implementation of operation and maintenance procedures, all in accordance with the monitoring plant.

QA/QC Procedures:

The energy meters at the feeders are maintained and owned by state electricity board. Neither the project proponent nor the site personnel have any control over it. The records will be crosschecked with the records of sold electricity to state electricity board. The meters are calibrated by state electricity board at-least once in five years.

The accuracy class of meters and calibration frequency are under the control of the state electricity board, and the Project Proponent (PP) does not influence these aspects. The PP receives net electricity supply values for monitoring purposes, and billing is based on substation meters. All monitored data is archived for 2 years after the crediting period or until the last issuance of VCUs, stored electronically and manually in secure storage by the PP.

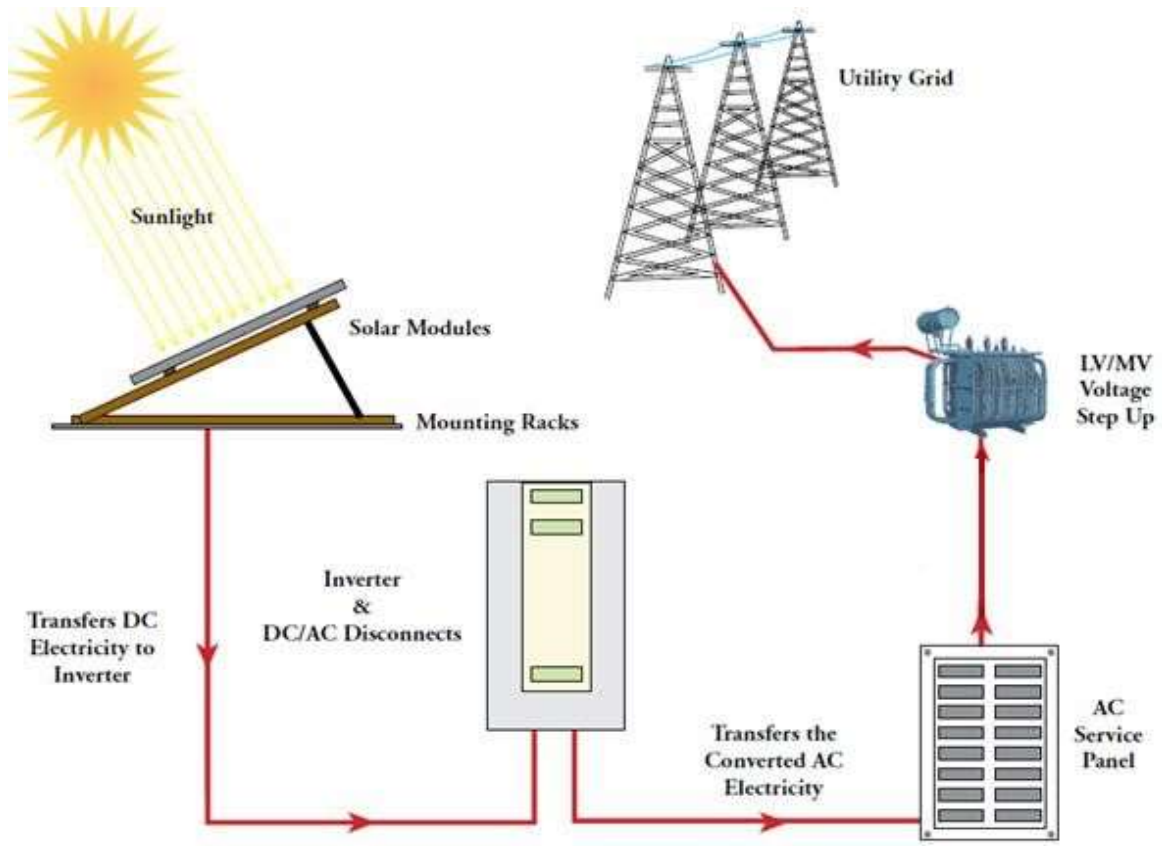

Calculation of net electricity export to the grid by project activity:

In Punjab and Telangana

The meters in use are two-way devices that measure both electricity import and export for each project site. Thus, Net electricity supplied to the grid by the project plant in a given month = Export (kWh)– Import (kWh)

$EG_{PJ,grid,y}$ or $EG_{PJ,facility,l,y}$ = Export (kWh)– Import (kWh)

In Karnataka

The meters in use are two-way devices that measure both electricity import and export for each project site. The VCS registered Joint PD & MR/3/ mentioned that the difference of final value of export and import is used for monthly values of net electricity supplied to the grid by the project activity. However, as per the state government policy of Karnataka 115% transmission losses are accounted in calculation of net electricity supplied to grid by the project activity. Thus, Net electricity supplied to the grid by the project plant in a given month = Export (kWh)– 115% of Import (kWh).

The formula used for net electricity calculation is mentioned below: -

$EG_{PJ,grid,y}$ or $EG_{PJ,facility,l,y}$ = Export (kWh)– 115% of Import (kWh)

Apportioning Procedure followed:

In case the dates of a particular monitoring period do not match with the dates of the billing cycle, the net electricity exported to the grid would be calculated from:

•Apportioning the net electricity exported to grid, as recorded in the consolidated Share Certificate / JMR Report / Credit Notes certified by the respective state discom, based on the number of days in the monitoring period and the number of days for which Share Certificate / JMR Report / Credit Notes was prepared.

Net electricity exported to the grid = A/B X C

Where:

A= Number of days matching in billing period and monitoring period.

B= Total number of days of the billing period/month

C= Net electricity supplied to the grid for that given billing period/month

Calculation of net electricity exported to the grid is done by both the approaches and conservative value among the two is used for calculation of emission reductions during that period.

During the current monitoring period, apportioning has been done for the month of March-2022, and month of June-2023 since there is mismatch of monitoring period and billing cycle. The apportioning has been done by using the above-mentioned approach.

Based on the above calculation, a monthly statement is prepared, signed by the Project Proponent (PP) representatives, and endorsed by the state utility (Respective State Electricity Board). This statement includes three key figures: total electricity exported to the grid, total electricity imported from the grid, and net electricity supplied. Net electricity supplied is calculated as the difference between electricity exported and imported by the project activity for that month.

Upon receiving the "Monthly Statement/JMRs," the Project Participant generates invoices for the sale of electricity and submits them to the Respective State Electricity Board office. Respective State Electricity Board Then makes payments based on these invoices. The value of net electricity supplied, as stated in the monthly statement, can be cross-checked with the amounts specified in the monthly invoices, ensuring accuracy and transparency in the payment process.

Daily data at the project site is collected electronically, while monthly data is documented in hard copies. The Project Proponent is responsible for maintaining comprehensive and precise records of all this data as part of the monitoring process. These records must be retained for a minimum of 2 years after the end of the crediting period or the last issuance of Verified Carbon Units (VCUs) for the project activity, whichever comes later. This practice ensures the availability of historical project data for compliance and auditing purposes.

The registered VCS Project Description (PD) version 02 dated **08-June-2019**/3/ & MR /1/ and site audit observations confirm that the metering equipment are sealed and maintained by the Respective state electricity board and working satisfactorily. Also, the calibration of meters is completely under purview of Respective state electricity board and PP has no control over the same as confirmed through interviews of site personnel /39/ and PPA /25/.

Hence it can be concluded that the approach followed by the PP is conservative and in line with the guidelines provided under paragraph 3.4.2 of Validation and verification manual version 3.2/11/.

The assessment team has verified the JMRs /27/ issued by DISCOM to PP & Invoices/32/issued to DISCOM identified in the PPA /25/ by Renewable Power Project by Solar Power Project by Mytrah Energy India Private Limited PL. confirmed that only the data recorded through main meters is used to calculate net electricity supplied to the grid consequently for ER calculations recorded in ER sheet /2/.

In view of the above discussion the VKU assessment team is able to confirm that evidence used to determine the GHG reductions and removals are sufficient and appropriate with respect to quality and quantity.

GHG Calculations:

The calculation of emission reduction has been done in accordance with the applied methodology used i.e., ACM0002, Version 19.0 /13/. As per the applied methodology, the values of project emission and leakages are considered as zero for the project activity. The emission reduction as per the applied methodology equals the baseline emissions (project emissions and leakage emissions for such project activities is considered zero). The formula provided for the calculation of baseline emissions is:

$$BE_y = EG_{PJ,y} * EF_{grid,CM,y}$$

Where:

BE_y	=	Baseline emissions in year y (tCO_2e/yr)
$EG_{PJ,y}$	=	Quantity of net electricity generation that is produced and fed into the grid as a result of the implementation of the VCS project activity in year y (MWh/yr)
$EF_{grid,CM,y}$	=	Combined margin CO_2 emission factor for grid connected power generation in year y calculated using the latest version of the "Tool to calculate the emission factor for an electricity system" (t CO_2/MWh)

Here,

Parameter	Unit	Value
$EG_{PJ,y}$	MWh	802,570
EF_{Co2}	tCO_2e	0.9368
BE_y	tCO_2e	802,570* 0.9368
	=	751,827 (Round down value)
PE_y	tCO_2e	0
LE_y	tCO_2e	0
Net GHG emission reductions or removals tCO_2e	tCO_2e	751,827 (tCO_2e)

Table No: 15 Emission Reduction Achievement:

Year	Baseline emissions or removals (tCO_2e)	Project emissions or removals (tCO_2e)	Leakage emissions (tCO_2e)	Net GHG emission reductions or removals (tCO_2e)
01-April-2022 to 31-December-2022	408,535	0	0	408,535
01-January-2023 to 30-June-2023	343,292	0	0	343,292
Total	751,827	0	0	751,827

The verification team attests to the correctness of the formulas and methodologies used to compute baseline emissions. The applied default values, emission factors, and assumptions in the calculations are all reasonable. The assumptions, emission factors and default values that were applied in the calculations are justified.
The actual emission reduction achieved during the current monitoring period are 4.92% lower than the estimated ERs in the registered PD/3/. We as VKU Assessment Team accepted this as this is mainly due to the variations in lower PLF, lower Sunshine Hrs during the monitoring period.

The lower generation during the current verification period is hence due low sunshine Hrs, grid availability & low PLF as verified and traced through evidences and calculative computation by VKU assessment team during desk review, site visit and interview with site personnel confirmed the reasons of lower emissions reduction as compared with registered VCS Joint PD & MR Version 02 dated **08-June-2019**/3/ & hence acceptable to VKU.

Hence the -5.75% actual lower emission reduction achieved during the current monitoring period neither affects additionality nor there is any deviation from the registered monitoring plan, which was verified by the VKU Assessment Team during site visit.

All the data were had been available to the assessment team by PP during site visit /3/ and as supporting evidences which have been monitored as per required monitoring frequency. The means of verification for the values of parameters, used for baseline emission calculation, is described above.

The verification team has checked and confirmed the emission reduction calculations in the spreadsheet and found to be accurate. The monitoring report/1/ is supported by emission reduction spreadsheet/2/. The consistency and formula were verified and found to be accurate.

VKU is of the opinion that this method of calculation of emission reductions is accurate and results in conservative estimation of emission reduction and is in line with the applicable VCS requirements set out in section 3.15 of VCS Standard version 4.5 and that the verification of the GHG statement was conducted in in accordance with ISO 14064-3; 2019.

4.6 Non-Permanence Risk Analysis

There is no non-permanence risk that could lead to material errors, omissions or misstatements rating determined by the project proponent for the project activity and no risk was identified in the audit/verification plan hence not applicable.

5 VERIFICATION OPINION

VKU Certification Pvt. Ltd. has performed the sixth verification for Monitoring period from 01-April-2022 to 30-June-2023 (Inclusive of both start and end dates for period) of the renewable crediting period of 10 years period which can be renewed (19-June-2017 to 18-June-2027 which is inclusive of both dates) for the project activity "Solar Power Project by Mytrah Energy India Private Limited." in India, VCS Registry Project ID 1784, with regard to the relevant requirements for VCS activities. The project proponents of the "Solar Power Project by Mytrah Energy India Private Limited." amounts to 751,827 tCO_2e of carbon dioxide equivalent (tCO_2e). These reported reductions have been assessed in accordance with the relevant requirements outlined in the VCS Standard, version 4.5/10/.

The project proponents of the "Solar Power Project by Mytrah Energy India Private Limited." project is responsible for:

- The preparation of greenhouses gas emissions data and the reported greenhouse gas emission reductions from the project on the basis set out in the monitoring plan contained in the registered VCS Joint PD & MR version 02 of 08-June-2019 /3/
- The development and maintenance of records and reporting procedures in accordance with that plan, including the calculation and determination of greenhouse gas emission reductions of the project.

It is the responsibility of VKU to express an independent verification opinion about the project's conformity with the requirements of VCS Standard version 4.5/10/ and GHG program applied, on the reported greenhouse gas emission reductions from the project.

Based on documented evidence and corroborated by an on-site assessment, VKU can confirm that:

- The project has been implemented and operated as per the registered VCS Joint PD & MR version 02 of 08-June-2019 /3/
- The monitoring report and other supporting documents provided are complete and verifiable and in accordance with the applicable VCS Standard version 4.5/10/ requirements;
- The monitoring is in place as per the applied baseline and monitoring methodology;
- The monitoring plan in the registered VCS Joint PD & MR version 02 of 08-June-2019 /3/ is as per the applied baseline and monitoring methodology.

VKU Certification verification approach is based on the understanding of the risks associated with reporting of GHG emission data and the controls in place to mitigate these. VKU Certification planned and performed the verification by obtaining evidence and other information and explanations that VKU Certification considered necessary to give *reasonable assurance* that reported GHG emission reductions are fairly stated.

As per VCS Standard Version 4.5, clause 4.1.23, 4.1.24 and 4.1.25, VKU is of opinion that GHG emission reduction stated in the monitoring report Version 5.0 of 27-March-2024 for the "Solar Power Project by Mytrah Energy India Private Limited" in India for the period 01-April-2022 to 30-June-2023 (Inclusive of both start and end dates) ***are fairly and correctly stated.***

Table No 16: Opinion/Conclusion by Validation-Verification Body

Opinion	Final Documents	Monitoring Period	Emission Reductions achieved	Remarks
Positive opinion ☒ Negative Opinion ☐	Monitoring Report Version 5.0 of 27-March-2024 Emission Reduction Sheet Version 5.0 of 27-March-2024	**01-April-2022 to 30-June-2023** (Inclusive of both the days)	**751,827 tCO_2e**	The GHG emission reductions are calculated on the basis of approved methodology ACM0002: Grid-connected electricity generation from renewable sources --- Version 19/10/ and the monitoring plan included in the registered VCS Joint PD & MR /3/
Adverse Opinion ☐ Unmodified Opinion ☒ Modified Opinion ☐				

Hence VKU is able to certify that the emission reduction from the project during the current monitoring period 01-April-2022 to 30-June-2023 (Inclusive of both start and end dates) amounts to **751,827 tCO_2e** assessed in line with the applicable VCS requirements set out in section 3.15 of VCS Standard version 4.5/10/

The VVB hereby issues a resolutely ***positive and unmodified opinion*** meticulously drafted in strict accordance with ISO 14064-3:2019, /46/ Section 09, and the precise provisions of Clause 9.7.1.6 & 9.7.2 of ISO 14065:2020. /47/ This opinion stands in full alignment with the exacting requirements delineated in ISO/IEC 17029:2019, Section 9.7./44/

Our verification process provides a robust and ***reasonable level of assurance*** regarding the veracity of the reported GHG emission reduction data. This data is devoid of any material misstatements and is steadfastly supported by the evidence furnished by the Project Proponent (PP), comprehensively presented in Table 04 of this report.

Verified GHG emission reductions and removals in the above verification period, broken down by calendar year:

Year	Baseline emissions or removals (tCO_2e)	Project emissions or removals (tCO_2e)	Leakage emissions (tCO_2e)	Net GHG emission reductions or removals (tCO_2e)
01-April-2022 to 31-December-2022	408,535	0	0	408,535
01-January-2023 to 30-June-2023	343,292	0	0	343,292
Total	751,827	0	0	751,827

Verified GHG emission reductions and removals in the above verification period:

Year	Ex-ante emissions reductions/ removals	Achieved emissions reductions/ removals	Percent difference	Justification for the difference
Verification period: 01-April-2022 to 30-June-2023 (Inclusive of both start and end dates)	797,712	751,827	-5.75%	It is to be noted here that as per the estimated emission reduction to be achieved from the project activity for the current monitoring period is 797,712 tCO2e, whereas actual emission reductions achieved are 751,827 tCO2e, which is approximately 5.75% lower than the estimated emission reductions. The generation of electricity depends upon many other climatic conditions, which are not within the control of the project participant.

APPENDIX A: ABBREVIATIONS

Abbreviations	Full texts
BE	Baseline Emissions
CAR	Corrective Action Request
CDM	Clean Development Mechanism
CDM M&P	Modalities and Procedures CDM
CER(s)	Certified Emission Reduction(s)
CH_4	Methane
CL	Clarification Request
CO2	Carbon dioxide
CO_2e	Carbon dioxide equivalent
DNA	Designated National Authority
DOE	Designated Operational Entity
EB	Executive Board
EF	Emission Factor
ER	Emission Reductions
PPA	Energy Wheeling Agreement
FAR	Forward Action Request
GHG(s)	Greenhouse gas(es)
GWP	Global Warming Potential
IPCC	Intergovernmental Panel on Climate Change
MoV	Means of Verification
MR	Monitoring Report
NGO	Non-governmental Organization
ODA	Official Development Assistance
PD	Project Design Document
PE	Project Emission
PP(s)	Project Proponent(s)
PPA	Power Wheeling Agreement
PSA	Power Sale Agreement

Ref.	Document Reference
SLDC	State Load Dispatch Centre
SS(s)	Sectoral Scope(s)
TA(s)	Technical Area(s)
UNFCCC	United Nations Framework Convention on Climate Change
VCU	Verified Carbon Unit
VKU	VKU Certification Ltd.
VVS	Validation and Verification Standard

APPENDIX B: AUDIT FINDINGS

CL: Clarification Request_04
CAR: Corrective Action Request_06
FAR: Forward Action Request_00

Description of Clarification Requests (CLs) raised by VVB:

Type	Date	11-October-2023
CL#01	Reference	Section 01 of Verification Protocol/DR/OSV/AT
Description of the Non-Conformance		
1. **In section 1.1 of MR:** PP needs to provide the total capacity of the plant and whether the rating is in AC or DC. 2. **In section 1.1 of MR:** PP needs to provide the copy of commissioning certificates to the assessment team to verify the commissioning date and capacity of the project activity. 3. **In section 1.1 of MR:** PP needs to provide the copy of Power purchase agreement signed between PP and the Indian grid. 4. **In section 1.1 of MR:** PP to specify the methodology/ methodologies used for this project activity 5. **In section 1.1 of MR:** Kindly clarify is it validation/verification or joint validation & verification. 6. **In section 1.5 of MR:** As assessment team not able to trace down the commissioning dates of the individual project activity in section 1.1 of this report. Kindly clarify. 7. **In section 1.7 of MR:** During desk review Assessment team verify the project location with the help of google earth application and not able to trace down some of the project activities (which is commented in the MR). Kindly Clarify. 8. **In section 1.9 of MR:** PP needs to provide declaration for "not been registered and not seeking registration under any other GHG emission program to avail carbon benefits during the monitoring period of the project activity" to the assessment team. 9. **In section 1.10 of MR:** PP needs to provide a declaration for 1. The project is not a part of any emission trading program as confirmed by the project proponent through the declaration of no double counting certificate. 2. The project activity has not availed any other form of environmental credit as confirmed by the project proponent through the declaration of no double counting. 10. **In section 1.11 of MR:** SD Contribution claimed is for current monitoring period? If yes then provide the appropriate documents or evidence (e.g.: Training records, employment records) For this SD contribution. 11. **In section 1.11 of MR:** Assessment team found the calculation is inconsistent for SDG 7.2 and 13.0, PP to clarify how this calculation is made.		
1st Response from PP	**Date**	04-December-2023

1. The total capacity of the plant is 372 AC and the same has been mentioned in the revised MR section 1.1.
2. Commissioning certificate of the project has been provided to verify the commissioning date of the project.
3. The power purchase agreement for the project has been submitted for verification to confirm that it has been duly signed between the project proponent and the State DISCOM.
4. ACM0002 Grid-connected electricity generation from renewable sources version 19, methodology has been used and the same has been specified in section 1.1 of the revised MR.
5. Under the section 1.1. in the table labeled "The audit history is provided below," has indicated that it pertains to validation.
6. The commission details of the SPVs for the project are given in section 3.1. The first plant was commissioned on 19-June-2017 and last was commissioned on 26-November-2018.
7. Due to outdated information on Google Maps, some locations remain updated, making it challenging to trace the exact location of the plant.
8. No double counting declaration has been provided to verify that the project has not obtained any carbon benefits from other GHG emission program during the present monitoring period.
9. No double counting declaration has been provided to verify that the project has not obtained any carbon benefits from other GHG emission program during the present monitoring period.
10. Under the section 1.11. in the table labeled " Sustainable Development Contributions" the SDG 8 is claimed and appropriate document such as Training records, employment records has been provided to verify the SDG 8 contribution.
11. The calculation for SDG 7 and 13 made consistent. The adjustments are outlined in the section 1.11. in the table labeled " Sustainable Development Contributions"

1st Assessment by Audit Team	Status	Open	Date	19-December-2023

1. **For section 1.1 of MR: T**he total capacity of the plant along with the rating (AC) has been updated in the update MR. **(Close)**
2. **For section 1.1 of MR:** PP has provided the copy of commissioning certificates to the assessment team for data verification of the commissioning date and capacity of the project activity. **(Close)**
3. **For section 1.1 of MR:** PP has provided the copy of Power Purchase Agreement signed between PP and the Indian grid. **(Close)**
4. **For section 1.1 of MR:** PP has specified the methodology used for this project activity and the same has been updated in the latest version of MR. **(Close)**
5. **For section 1.1 of MR:** PP has clarified that Under the section 1.1. in the table labelled "The audit history is provided below," has indicated that it pertains to validation but the period and number of years is not consistent with the validation report. **(OPEN)**
6. **For section 1.5 of MR:** COD for 2*25 MW in Telangana (Kamareddy) was 25/11/2018, PP to clarify. **(OPEN)**
7. **For section 1.7 of MR:** PP has provided proper justification for the CL raised. **(Close)**
8. **For section 1.9 of MR:** PP has provided "no double counting declaration" to close the CL. **(Close)**
9. **For section 1.10 of MR:** PP has provided a declaration for:
   1. Non participation in any other emission trading program. **(Close)**
   2. Non availing of any other form of environmental credits. **(Close)**
10. **For section 1.11 of MR:** PP has properly justified that under the section 1.11. in the

table labeled " Sustainable Development Contributions" the SDG 8 is claimed but the supporting document such as Training records, employment records has been provided to verify the SDG 8 contribution is not consistent with it. **(OPEN)**

11. **For section 1.11 of MR:** The calculation is consistent for SDG 7.2 and 13.0, the adjustments are outlined in the section 1.11. in the table labeled " Sustainable Development Contributions" by the PP. **(OPEN)**

Hence, CL#01 is OPEN.

2nd Response from PP	Date	20-December-2023

1. Under the section 1.1 in the table titled "The audit history is provided below," the first row denotes validation, while the second row signifies verification. This is reflective of the initial joint validation and verification process, where validation precedes with verification.
2. In the section 1.5, Start date of the project activity is the earliest date of interconnection with the grid i.e., 19-June- 2017. This is the date of commissioning of 25 MW solar PV project activity by Mytrah Aadhya Power Pvt Ltd. Located at Punjab.
3. In section 1.11 of the MR, the table labeled "Sustainable Development Contributions" asserts the inclusion of SDG 8, and the corresponding contribution value for SDG 8 aligns with the information provided in the supporting documents.
4. The consistency in the calculation of SDG 7 and 13 has been ensured, and the modifications are detailed in section 1.11 within the table labeled "Sustainable Development Contributions."

2nd Assessment by Audit Team	Status	Closed	Date	27-December-2023

5. **For section 1.1 of MR:** PP has Updated the audit history table. **(Closed)**
6. **For section 1.5 of MR:** PP has updated the section. **(Closed)**
10. **For section 1.11 of MR:** PP updated the section. **(Closed)**
11. **For section 1.11 of MR:** The calculation is now consistent for SDG 7.2 and 13.0. **(Closed)**

Hence, CL#01 is Closed.

Type	Date	11-October-2023
CL#02	Reference	Section 02 of Verification Protocol /DR/OSV/AT Section 03 of Verification Protocol /DR/OSV/AT

Description of the Non-Conformance

1. **In section 2.1 of MR:** PP to provide the reference of the mentioned document. i.e., "Developmental Impacts and Sustainable Governance Aspects of Renewable Energy Projects" prepared by MNRE dated September 2013
2. **In section 2.2 of MR:** PP needs to submit a copy of visitor register cum grievance

register and also clarify that each project site have a separate visitor register cum grievance register or not.

3. **In section 2.2 of MR:** PP needs to submit evidence for positive feedbacks had been received regarding site operation.
4. **In section 3.1 of MR:** PP to provide the copy of technical specifications of each project activity.
5. **In section 3.1 of MR:** Assessment team was not able to trace down appendix II in MR. Kindly Clarify
6. **In section 3.2.2 of MR:** Is there any deviation requested during current monitoring period?
7. **In section 3.2.2 of MR:** Has deviation -3 been approved or not?

1st Response from PP	Date	04-December-2023

1. Reference for "Developmental Impacts and Sustainable Governance Aspects of Renewable Energy Projects" prepared by MNRE dated September 2013" has been provided in the section 2.1 of the revised MR.
2. Each site possesses its own grievance register, and all registers have been provided.
3. To verify the positive feedbacks, the grievance registers have been provided.
4. To verify the technical details, the technical specifications of each project activity has been provided.
5. Appendix II was an editorial mistake which is now corrected in section 3.1
6. No deviation requested during the correct monitoring period and the same has been incorporated in the section 3.2.2.
7. The deviation 3 has been approved and same has been mentioned section 3.2.2.

1st Assessment by Audit Team	Status	Open	Date	19-December-2023

1. **For section 2.1 of MR:** PP has provided reference for "Developmental Impacts and Sustainable Governance Aspects of Renewable Energy Projects" prepared by MNRE dated September 2013" in the revised version of MR. **(Close)**
2. **For section 2.2 of MR:** PP has submitted a copy of the visitor register cum grievance register for each project site. **(Close)**
3. **For section 2.2 of MR:** PP has submitted evidence for verifying positive feedbacks but assessment team not able to trace any positive feedback in the grievance register. **(OPEN)**
4. **For section 3.1 of MR:** PP has not provide complete technical specifications of each project activity. **(OPEN)**
8. **For section 3.1 of MR:** Appendix II was an editorial mistake which is corrected in section 3.1 by the PP, in MR version 02. **(Close)**
5. **For section 3.2.2 of MR:** No deviation requested during the current monitoring period and the same has been incorporated by the PP, in section 3.2.2 of latest version of MR. **(Close)**
6. **For section 3.2.2 of MR:** The deviation 3 has been approved and same has been mentioned section 3.2.2, of latest version of MR. **(Close)**

Hence, CL#02 is OPEN.

2nd Response from PP	Date	20-December-2023

1. No grievances were received, either positive or negative. The editorial mistake in section 2.2 of the MR has been identified and subsequently rectified. 2. In section 3.1 of the MR, you will find detailed technical specifications for each project site.				
2ndAssessment by Audit Team	Status	Closed	Date	27-December-2023
3. **For section 2.2 of MR:** PP has updated the section. **(Closed)** 4. **For section 3.1 of MR:** PP has provided complete technical specifications of each project activity. **(Closed)** **Hence, CL#02 is Closed.**				

Type	Date	11-October-2023
CL#03	Reference	Section 04 of Verification Protocol /DR/OSV/AT Section 05 of Verification Protocol /DR/OSV/AT
Description of the Non-Conformance		
1. **In section 4.2 of MR:** PP is requested to provide Monthly generation reports for the current monitoring period 2. **In section 4.2 of MR:** Mentioned value of net electricity supplied to the grid by Karnataka site is found inconsistent with the ER Sheet submitted by the PP. Kindly clarify this inconsistency. 3. **In section 4.3 of MR:** PP need to provide justification for the value of EGPJ, grid, or EGPJ, facility,y found inconsistent with the ER sheet submitted by the PP. 4. **In section 5.4 of MR:** During the desk review assessment, the team found out that the ERs have decreased but in this section there is 4.86% higher written ERs stated, PP needs to justify the statement. 5. **In APPENDIX1 of MR:** Assessment team was not trace down any calibration certificate in appendix 1 of MR as mentioned in heading of appendix 1 6. **In ER Sheet:** PP to submit the copy of JMRs for entire monitoring period. 7. **In ER Sheet:** PP to submit the copy of Invoices for entire monitoring period 8. **In ER Sheet:** Duration of current monitoring period is from 01-April-2022 to 30-June-2023.However it was observed that this was not consistently mentioned in the MR.		
1stResponse from PP	Date	04-December-2023
1. Monthly generation reports for the current monitoring period have been provided by the PP to verify the electricity generation. 2. Quantity of electricity generated and supplied by the project power plant to the grid for the Karnataka site has been made inline by the PP with the ER sheet. 3. Under the section 4.3, the Justification has been revised for the value of EGPJ,grid, or EGPJ,facility,l,y made consistent with the ER. 4. Section 5.4 has been revised and mention the actual achieved emission reduction is 4.86% lesser than the estimated emission reduction.		

5. The Calibration certificated provided to verify the calibration details mentioned under the IPPENDIX1 of MR.
6. Kindly refer point number 1.
7. Invoices for entire monitoring period has been provided.
8. The current monitoring period is from 01-April-2022 to 30-June-2023, same has been mentioned throughout the MR.

1st Assessment by Audit Team	Status	Open	Date	19-December-2023

1. **For section 4.2 of MR:** PP has provided Monthly generation reports to verify the electricity generation. **(Close)**
2. **For section 4.2 of MR:** The value of net electricity supplied to the grid by Karnataka site is not consistent with the ER Sheet submitted by the PP. **(Open)**
3. **For section 4.3 of MR:** PP has provided proper justification for the value of EGPJ,grid, or EGPJ,facility,y and now it has been made in-lined with ER sheet submitted by the PP. **(Close)**
4. **For section 5.4 of MR:** PP has modified section 5.4, in the updated version of MR and it is made clear by the PP that the actual achieved emission reduction is 4.86% lesser than the estimated emission reduction. **(Close)**
5. **For APPENDIX1 of MR:** PP has provided calibration certificate in appendix 1 of MR. **(Close)**
6. **For ER Sheet:** PP has submitted JMRs for entire monitoring period. **(Close)**
7. **For ER Sheet:** PP has submitted the copy of Invoices for entire monitoring period. **(Close)**
8. **For ER Sheet:** Duration of current monitoring period is from 01-April-2022 to 30-June-2023. Now, it has been made consistent in the updated version of MR. **(Close)**

Hence, CL#03 is open.

2nd Response from PP	Date	20/12/2023

1. In section 4.2, the net electricity supplied to the grid value for the Karnataka site has been aligned for consistency with the ER Sheet.

2nd Assessment by Audit Team	Status	Closed	Date	30-December-2023

2. **For section 4.2 of MR:** The value of net electricity supplied to the grid by Karnataka site is consistent with the ER Sheet submitted by the PP. **(Closed)**

Hence, CL#03 is Closed.

Type	Date	05-January-2024
CL#04	Reference	Section 01 of Verification Protocol /DR/TR Section 03 of Verification Protocol /DR/TR

		Section 04 of Verification Protocol /DR/TR
Description of the Non-Conformance		
1. **In section 1.11 of MR:** As per MR template V 4.2 has not provide evidences for SD Contributions as appendix in MR. 2. **In section 3.1 of MR:** Clarify Total No. of Modules. 3. **In section 3.2.2 of MR:** Contradictory Statement. 4. **In section 3.2.2 of MR:** How the VERRA approved the deviation before submission of final documents. 5. **In section 4.2 of MR:** How data is monitored in the present scenario then? Clarify. 6. **In section 4.3 of MR**: a) Project is already implemented, but the sentences are reflecting that projects are still in implementation stage. Clarify? b) Kindly justify how string inverters used for the initial stage of power generation. c) Is Plant helpers responsible for Report Writing? d) Kindly Justify the following in SLD 1. AC/DC Disconnects 2. AC Service panel 3. LV/MV Voltage Step UP		
1st Response from PP	**Date**	06-01-2024
1. In Section 1.11, the document highlights SD contributions. To substantiate this information, refer to the training and training attendance documents. Additionally, the training topics are outlined in Appendix 2. 2. In the section 3.1 the number of the module clarified 3. In the section 3.2.2 the statement related to the deviation has been clarified. 4. In the section 3.2.2 statement has been corrected that was an editorial mistake. 5. In the section 4.2 the under the monitoring parameter table, present scenario for the data monitoring has been mentioned. 6. Under the section 4.3 of the MR a) The project implementation status has been corrected now b) The solar panel has been used in the initial stage of the power generation c) Justification of SLD I. AC/DC Disconnects, AC/DC disconnects are switches that control the flow of DC electricity. In a solar PV system, the DC disconnect is positioned between the solar panel array and the power inverter. It serves as a convenient way to turn off solar power to the house, whether for maintenance or in case of emergencies, such as during a fire. II. Ac service Panel: The service panel is the central distribution point that connects the service wire or service drop—the main wire coming from the outside into the house—to the exit wires that split off and service different parts of the house. III. LV (Low voltage) MV (medium voltage) Voltage Step UP		

1st Assessment by Audit Team	**Status**	Closed	**Date**	14-January-2024

1. **For section 1.11 of MR:** PP has submitted the training records and the topics of training also mentioned in Appendix 02 of MR, as verified by VVB.
2. **For section 3.1 of MR: T**otal No. of Modules has been specified for each site in MR, As verified by the VVB.
3. **For section 3.2.2 of MR:** Statement for deviation has been revised as verified by the PP, as verified by the VVB.
4. **For section 3.2.2 of MR:** Statement for deviation has been revised as verified by the PP, as verified by the VVB.
5. **For section 4.2 of MR:** In the present scenario Data is archived in both paper and electronic forms for two years after the conclusion of the crediting period or the latest issuance of VERs for this project activity, whichever occurs later, as verified by the VVB.
6. **For section 4.3 of MR**: Section 4.3 has been updated as per the requirements, as verified by the VVB.

Hence, CL#04 is Closed.

Description of Clarification Requests (CARs) raised by VVB:

Type		Date	11-October-2023
CAR#01		Reference	Section 01 of Verification Protocol /DR/OSV/AT
Description of the Non-Conformance			
1. **On front page of MR:** PP to update the font size and colour as per the requirements of VCS MR Template version 4.2 and make it consistent throughout the report. PP to incorporate page number throughout the report, as it is tampering of the MR 2. **On front page of MR:** Monitoring period is inconsistent with the ER sheet and also with the signed contract with the VVB. Kindly update. 3. **On front page of MR:** PP to provide complete contact details in this cover page of MR. 4. **In section 1.1 of MR:** PP has not indicated about the methodology/ methodologies used for this project activity. Kindly update. 5. **In section 1.1 of MR:** PP to indicate about the estimated ERs and percentage change for the current monitoring period. 6. **In section 1.1 of MR:** PP need to recalculate the number of years and update the formatting as per the requirements of VCS MR Template version 4.2. 7. **In section 1.1 of MR:** PP needs to indicate about the current monitoring period or current verification.			
1st Response from PP		**Date**	04-December-2023
1. Adjust the font size and colour inline on the front page and consistently throughout the MR in accordance with the specifications outlined in MR Template guidelines version 4.2. The Page numbers have been incorporated throughout the MR report. 2. The monitoring period on the front page has been aligned consistently with both the ER sheet and the signed contract. 3. On the cover page of the revised MR the contact details such as Physical address, telephone, email, website has been incorporated. 4. Kindly refer the CL#1 point 4. 5. As per the VCS MR Temp guide v4.2 “The total GHG emission reductions or removals generated in this monitoring period” need to be mentioned and same has been mentioned. About the estimated ERs and percentage change for the current monitoring period, information mentioned in MR rection 5.4 6. Recalculated the number of years and update in the table under the section 1.1 of the revised MR. 7. The current monitoring period start date and end date has been updated in the section 1.1 of the revised MR.			
1st Assessment by Audit Team	**Status**	Open	**Date**	19-December-2023

1. **For front page of MR:** PP has updated the font size and colour as per the requirements of VCS MR Template version 4.2 and made it consistent throughout the report. PP has also incorporated page number throughout the report. **(Close)**
2. **For front page of MR:** Monitoring period is made consistent with the ER sheet by the PP and also made aligned with the signed contract with the VVB. **(Close)**
3. **For front page of MR:** PP has provided complete contact details in this cover page of MR. **(Close)**
4. **For section 1.1 of MR:** PP has indicated about the methodology/ methodologies used for this project activity. **(Close)**
5. **For section 1.1 of MR:** PP has updated the section as per the requirement of VCS MR Template version 4.2. **(Close)**
6. **For section 1.1 of MR:** PP has not recalculate the number of years and do not update the formatting as per the requirements of VCS MR Template version 4.2. **(OPEN)**
7. **For section 1.1 of MR:** PP has indicated about the current monitoring period or current verification. **(Close)**

Hence, CAR#01 is OPEN.

2ndResponse from PP	Date	20-December-2023

1. Recalculated the number of years and update in the table under the section 1.1 of the revised MR, moreover the formatting has been updated as per the VCS MR Template version 4.2.

2ndAssessment by Audit Team	Status	Closed	Date	30-December-2023

6. **For section 1.1 of MR:** PP has update the number of years and also update the formatting as per the requirements of VCS MR Template version 4.2. **(Closed)**

Hence, CAR#01 is Closed.

Type	Date	11-October-2023
CAR#02	Reference	Section 01 of Verification Protocol /DR/OSV/AT Section 02 of Verification Protocol /DR/OSV/AT

Description of the Non-Conformance

1. **In section 1.2 of MR:** Kindly update this section as per the requirements of VCS MR template version 4.2.
2. **In section 1.5 of MR:** PP need to provide name of site and location of this project

activity.

3. **In section 1.7 of MR:** PP to update this section as per the guidelines of MR Template version 4.2
4. **In section 1.10 of MR:** PP is requested to update section 1.10 of MR as per requirements and guidelines to fill VCS MR template version 4.2
5. **In section 1.11 of MR:** PP to update this section as per the requirements of VCS MR template version 4.2 "Brief description of the cumulative quantifiable impact of the project's activities related to the SDG indicator, over the project lifetime"
6. **In section 2.2 of MR:** PP need to provide the dates of announcement/ meetings/periods during which input was sought also evidence (example: photographs, invitation card, copy of notice) for the stakeholder meeting.

1st Response from PP	Date	04-December-2023

1. The section "1.2 Sectoral Scope and Project Type" has been updated as per the MR template guidelines version 4.2.
2. The site name and project activity location have been specified in Section 1.5 of the revised MR.
3. As per the MR template guideline "Indicate the project location and geographic boundaries (if applicable) including geodetic coordinates" according to guidelines information has been provided in the MR section 1.7.
4. Section 1.10 has been updated as per the MR template guideline version 4.2.
5. Section 1.11 has been updated as per the MR template guideline version 4.2
6. As per the template guidelines version 4.2, dates of announcements or meetings, periods have been provided. Photographs, invitation card, copy of notice does not align with the standard procedure for verification.

1st Assessment by Audit Team	Status	Open	Date	19-December-2023

1. **For section 1.2 of MR: T**he section 1.2 is not updated as per the requirements of VCS MR template version 4.2. **(Open)**
2. **For section 1.5 of MR: P**rovided name of site and location of this project activity in section 1.5 in the latest version of MR is not correct. **(Open)**
3. **For section 1.7 of MR:** During desk review Assessment team verify the project location with the help of google earth application and not able to trace down some of the project activities. **(Open)**
4. **For section 1.10 of MR:** PP has not update section 1.10 of MR version 2 as per the requirements VCS standard 4.5. **(Open)**
5. **For section 1.11 of MR:** PP has updated this section in latest version of MR as per the requirements of VCS MR template version 4.2. **(Close)**
6. **For section 2.2 of MR:** PP has provided dates of announcements or meetings, periods have been provided. Photographs, invitation card, copy of notice does not align with the standard procedure for verification. **(Close)**

Hence, CAR#02 is Open.

2nd Response from PP	Date	20-December-2023

1. The "1.2 Sectoral Scope and Project Type" section has been revised in accordance with the guidelines of MR template version 4.2.
2. in the Section 1.5 of the revised MR, site name has been revised.
3. Within section 1.7 of the MR, discrepancies were identified in the Project location coordinates as per the PDD, where the solar plant at certain sites was not reflected in

the mentioned coordinates. Subsequently, the Geo coordinates have been amended and updated. Throughout the ongoing monitoring period, a derivation has been implemented for the correction of geo coordinates in the section 3.2.2, and the corrected and updated geo coordinates. 4. Section 1.10 has been updated as per the MR template guideline version 4.2.				
2ndAssessment by Audit Team	Status	Closed	Date	27-December-2023
1. **For section 1.2 of MR: T**he section 1.2 is updated as per the requirements of VCS MR template version 4.2. **(Closed)** 2. **For section 1.5 of MR: P**rovided name of site and location of this project activity in section 1.5 in the latest version of MR is correct. **(Closed)** 3. **For section 1.7 of MR:** PP has revised the Geo-Coordinates, as verified by the assessment Team. **(Closed)** 4. **For section 1.10 of MR:** PP has updated section 1.10 of MR version 2 as per the requirements VCS standard 4.5. **(Closed)** **Hence, CAR#02 is Closed.**				

Type	Date	11-October-2023
CAR#03	Reference	Section 03 of Verification Protocol /DR/OSV/AT
Description of the Non-Conformance		
1. **In section 3.1 of MR:** As per VCS template guideline version 4.2 to fill this section PP needs to indicate the operation of the project activity(s) during this monitoring period, including any information on events that may impact the GHG emission reductions or removals and monitoring. 2. **In section 3.1 of MR:** PP to provide the following technical specifications of the components of the plants in the bundle as follows: • Number of modules against each module capacity. By extension provide the DC to AC power conversion • Number of inverters capacity per ICoRs (in case of SMB type) or no string inverters, ACCBs (capacity) • No of IDTs (capacity), accompanying HT panel, terminal ICOG panels • Power transformers (number and capacity) in case of pooling SS • Voltage transformation at each stage from solar panels till it is evacuated to the gird. For the sake of brevity, PP can club if specifications are similar for some of		

the bundles. 3. **In section 3.1 of MR:** PP need to mentioned the number of modules installed. 4. **In section 3.1 of MR:** Kindly incorporate the total breakdown hrs and percentage of breakdown hrs. 5. **In section 3.2.1 of MR:** As per VCS standard version 4.5 clause 3.20 PP is required to indicate whether any deviations were taken during the previous verification and validation processes.				
1st Response from PP			**Date**	04-December-2023
1. The MR section 3.1 has been revised as per the MR template guideline and No significant events have occurred during this monitoring period that could potentially impact the reduction and monitoring of greenhouse gas emissions. 2. The technical specification of the individual project site has been provided in the section 3.1 of the MR the 3. Total number of the Installed modules for each site has been mentioned in the section 3.1 of the MR. 4. This solar project has not experienced any significant breakdowns that could adversely affect its ongoing activities. 5. In accordance with the VCS standard version 4.5 clause 3.20 information regarding the deviations identified in the prior verification and validation processes has been previously provided.				
1st Assessment by Audit Team	**Status**	Open	**Date**	19-December-2023
1. **For section 3.1 of MR:** PP has indicated that no significant operations of the project activity(s) during this monitoring period impact the GHG emission reductions or removals and monitoring. **(Close)** 2. **For section 3.1 of MR:** PP has not provide the complete technical specifications of the components of the plants in the bundle, in section 3.1 of updated version of MR. **(Open)** 3. **For section 3.1 of MR:** PP has mentioned the number of modules installed for the project activity but not quantify them for each type of module in section 3.1 of the updated version of MR. **(Open)** 4. **For section 3.1 of MR:** PP has clarified that there are some minor breakdowns but not provide the total number of these minor breakdowns in section 3.1 of the updated version of MR. **(Open)** 5. **For section 3.2.1 of MR:** PP has provided the relevant information in the VCS standard version 4.5 clause 3.20 in the updated version of MR. **(Close)** **Hence, CAR#03 is Open.**				
2nd Response from PP			**Date**	20-December-2023
1. The technical specifications for each individual project site are outlined in section 3.1 of the MR. 2. Section 3.1 of the MR provides details on the quantity of each capacity for the modules at every site. 3. In section 3.1 of the MR, the sentence has been modified; furthermore, no breakdown has occurred that could impact the emission reduction of the project.				
2nd Assessment by Audit	**Status**	Closed	**Date**	27-December-2023

Team				
2. **For section 3.1 of MR:** PP has provided the complete technical specifications of the components of the plants in the bundle, in section 3.1 of updated version of MR. **(Closed)** 3. **For section 3.1 of MR:** PP has mentioned the number of modules installed for the project activity and also quantify them for each type of module in section 3.1 of the updated version of MR. **(Closed)** 4. **For section 3.1 of MR:** PP has updated the section. **(Closed)** **Hence, CAR#03 is Closed.**				

Type	Date	11-October-2023
CAR#04	Reference	Section 04 of Verification Protocol /DR/OSV/AT Section 05 of Verification Protocol /DR/OSV/AT
Description of the Non-Conformance		
1. **In section 4.2 of MR:** PP has not specified the substation name. 2. **In section 4.3 of MR:** 1. As per VCS MR template version 4.2 PP has not specified and elaborated in MR the energy generation to conversion and then distribution to Grid. PP has not elaborated about the cleaning mechanism of the solar panels employed at site to improve the efficiency of the plant. PP to also mentions about the frequency, monitoring equipment, and the authority responsible for the same. 3. **In section 4.3 of MR:** PP has not mentioned the details about the authority responsible to meter calibration, site where energy meters are located. Also specify if the calibration certificates issued to PP have a NABL accreditation. 4. **In section 4.3 of MR:** Since the project is in three different states, PP need to mention the name of each SEB referred here. 5. **In section 4.3 of MR:** PP need to specify electronic equipment used for data stored. 6. **In section 4.3 of MR:** As per VCS guidelines to fill MR template version 4.2, PP has not defined the procedures used for handling any internal auditing performed and any non-conformities identified. 7. **In section 4.3 of MR:** PP to update the Single Line Diagram of project boundary for all the 3 project activities as per the actual implementation status as each project activity is unique in the way energy is generated and evacuated to the grid. 8. **In section 4.3 of MR:** PP to incorporate calculation formulae used for the apportioning. 9. **In section 4.3 of MR:** During remote inspection assessment team found that PP has signed a O&M agreement with third parties for the operations and maintenance of the plant. PP to incorporate this crucial information in MR and also submit the copy of the O&M agreements. 10. **In section 4.3 of MR:** Under emergency preparedness PP to provide procedures		

involved when there is delay in calibration. PP also to state procedures towards measuring energy when the measuring meters are damaged in a rare event such as man-made or natural calamities. 11. **In section 5.2 & 5.3 of MR:** PP has not quoted the specific clause of methodology that mentions about the non-applicability of project or leakage emissions for Solar projects. 12. **In ER Sheet:** PP to Incorporate Project title, VCS ID, Version Number, Date, methodology etc in ER Sheet.				
1st Response from PP			**Date**	04-December-2023
1. This project involves a bundled activity with participation from multiple sites. The names of the substations for each specific site are provided in Appendix I. 2. Following the VCS MR template version 4.2, Section 4.3 outlines and provides detailed information regarding the process of energy generation, conversion, and subsequent distribution to the grid. The current approach for solar panel cleaning involves the utilization of the dry-cleaning method, as explicitly stated. Additionally, details regarding the cleaning frequency, monitoring equipment employed, and the entity responsible for overseeing these activities are expressly documented in Appendix I. 3. The specifics regarding the entity in charge of meter calibration and the locations of energy meters are outlined in Appendix I. Given that this project encompasses a bundled activity with involvement from various sites, the names of the substations corresponding to each particular site are also disclosed in Appendix I. 4. This project involves a bundled activity with participation from multiple sites. The names of the each SEB specific in Appendix I. 5. The electronic used for the data stored mentioned in the section 4.3 of the MR. 6. The project has not handling any internal auditing and any non-conformities identified. 7. Single Line Diagram of project boundary has been incorporated in the section 4.3 of the MR. 8. The calculation formulae used for the apportioning has been incorporated in the section 4.3 of the MR. 9. O&M agreement has been share along with this submission. 10. In Section 4.3 of the MR, emergency preparedness procedures are delineated. Additionally, in cases where delays occur in the calibration process, resulting in potential error factors, these are addressed. Furthermore, the MR in Section 4.3 also encompasses protocols for measuring energy in the rare event of damage to the measuring meters, be it due to man-made or natural calamities. 11. Under the section 5.2 and 5.3, specify the paragraph of methodology that mentioned about the non-applicability of project or leakage emissions for Solar projects. 12. Project title, VCS ID, Version Number, Date, methodology has been included in the ER sheet.				
1st Assessment by Audit Team	**Status**	Open	**Date**	19-December-2023
1. **For section 4.2 of MR:** PP has specified the substation name in Appendix 1 of MR version 2. **(Close)** 2. **For section 4.3 of MR:** PP has not elaborated in Appendix 1 about process of energy generation, conversion, and subsequent distribution to the grid. The current approach for solar panel cleaning involves the utilization of the dry-cleaning method, which is not consistent with the actual procedure followed at the site **(Open)** 3. **For section 4.3 of MR:** PP has mentioned the details about the authority responsible				

for meter calibration, site where energy meters are located in the appendix 1 and also specified by whom the calibration certificates issued to PP have a NABL accreditation. **(Close)**

4. **For section 4.3 of MR:** PP has mentioned the name of each SEB in appendix 1 of the updated version of MR. **(Close)**
5. **For section 4.3 of MR:** PP has specified and updated version of MR about the electronic equipment used for data storage. **(Close)**
6. **For section 4.3 of MR:** PP has defined the procedures used for handling any internal auditing performed and any non-conformities identified. **(Close)**
7. **For section 4.3 of MR:** PP has not update Single Line Diagram of project boundary for all the 3 project activities as per the actual implementation status as each project activity in the updated version of MR. **(Open)**
8. **For section 4.3 of MR:** PP has incorporated calculation formulae used for the apportioning in section 4.3 of the updated version of MR. **(Close)**
9. **For section 4.3 of MR:** PP has shared the O&M agreement between himself and third parties for the operations and maintenance of the plant but not incorporate this information anywhere in MR. **(Open)**
10. **For section 4.3 of MR:** PP has provided the emergency procedures involved due to delay in calibration in the updated version of MR. **(Close)**
11. **For section 5.2 & 5.3 of MR:** PP has specified about the methodology that mentions about the non-applicability of project or leakage emissions for Solar projects in the updated version of MR. **(Close)**
12. **For ER Sheet:** PP has incorporated and updated Project title, VCS ID, Version Number, Date, methodology etc in the updated ER Sheet. **(Close)**

Hence, CAR#04 is Open.

2nd Response from PP	Date	20/12/2023

1. In section 4.3 of the MR, comprehensive details about the energy generation process, conversion, and subsequent distribution to the grid are provided. Additionally, the wet cleaning mechanism is discussed in alignment with the specific conditions at the plant site.
2. In the section 4.3 the single line diagram has been updated.
3. In the section 4.3 the responsibility of the O &M in-charge has been mentioned

2nd Assessment by Audit Team	Status	Closed	Date	27-December-2023

2. **For section 4.3 of MR:** PP has elaborated in Appendix 1 about process of energy generation, conversion, and subsequent distribution to the grid. The current approach for solar panel cleaning involves the utilization of the dry-cleaning method, which is consistent with the actual procedure followed at the site **(Closed)**
7. **For section 4.3 of MR:** PP has updated Single Line Diagram of project boundary for all the 3 project activities as per the actual implementation status as each project activity in the updated version of MR. **(Closed)**
9. **For section 4.3 of MR:** PP has updated the MR. **(Closed)**

Hence, CAR#04 is Closed.

Type	Date	05-January-2024
CAR#05	Reference	Section 01 of Verification

		Protocol /DR/TR Section 04 of Verification Protocol /DR/TR Section 05 of Verification Protocol /DR/TR ER Sheet/DR/TR
Description of the Non-Conformance		
1. **In section 1.1 of MR:** a) Font colour and size not consistent. b) **Commutation error.** 2. **In section 1.5 of MR:** Project Start date Not Consistent with PD. 3. **In section 1.7 of MR:** Geo-Coordinate's format not consistent throughout the report. 4. **In section 1.11 of MR:** a) As per MR template V 4.2 has not provide evidences for SD Contributions as appendix in MR. b) Not consistent with values mentioned above 5. **In section 3.1 of MR:** Breakdown details not provided in MR as per VCS MR Template V 4.2. 6. **In section 4.2 of MR:** Not consistent with the deviation mentioned in the above section. 7. **In section 5.1 of MR:** Vintage wise calculation is not present in MR. 8. **In section 5.4 of MR:** Achieved emissions reductions/removals not consistent throughout the report. 9. **In ER Sheet:** a) **Apporting Formula is not correctly applied throughout the ER** b) **Monitoring period is not consistent throughout the ER** c) **Values of Import and Export not consistent with the supporting documents throughout the report.** d) **PP has not specified the values/month in ER Sheet for which apportioning has been applied.** e) **Vintage wise electricity data is not present in ER sheet.**		
1st Response from PP	**Date**	06-01-2024
1. In the section 1.1 the fount size and colour made inline with the template, moreover the Commutation error has been corrected. 2. In the section 1.5 of the MR the project start date made consistent with the joint PD MR. 3. Under the section 1.7 of the MR the geo coordinate format made inline with each other. 4. Under the section 1.11, the document highlights SD contributions. To substantiate this information, refer to the training and training attendance documents. Additionally, the training topics are outlined in Appendix 2. Moreover, number of the employees mad consistent. 5. The Breakdown has not happened in this present monitoring period. 6. Under the section 4.2 the monitoring parameter table for the Karnataka site made consistent with the approve deviation. 7. Vintage vised emission reduction value provided. 8. Under the section 5.4 the archived emission reduction value made consistent. 9. In the ER sheet		

a) The apportioning formula has been correct now. b) Monitoring period made consistent throughout the ER sheet c) Value for the export and import made consistent with the supporting documents d) Vintage wise electricity has been mentioned				
1st Assessment by Audit Team	Status	Closed	Date	14-January-2024
1. In section 1.1 of MR: a) Font colour has been updated as per VCS MR Template. b) Number of years has been updated. 2. In section 1.5 of MR: Project Start date has been updated as per VCS PD. 3. In section 1.7 of MR: Geo-Coordinate's format has been consistent throughout the report. 4. In section 1.11 of MR: a) Training Records, attendance sheets, salary slips, training photographs has been submitted for SD Contributions as appendix in MR. b) Values of total no. of employees and trainings is consistent with the evidences and throughout the report. 5. In section 3.1 of MR: No breakdown happened during the current monitoring period. 6. In section 4.2 of MR: Section 4.2 has been updated as per the requirements. 7. In section 5.1 of MR: PP has done the Vintage wise calculation in MR. 8. In section 5.4 of MR: Achieved emissions reductions/removals now consistent throughout the report. 9. In ER Sheet: Complete ER sheet has been revised and now it is correct as per MR and VCS PD. Hence, CAR#05 is Closed.				

Type	Date	26-March-2024
CAR#06	Reference	Section 01 of Verification Protocol/PRR Section 03 of Verification Protocol/PRR ER Sheet/PRR
Description of the Non-Conformance		
In section 1.7 & 3.2.2 of MR: The project has indicated the new project deviations in the Monitoring Report (MR), but the new coordinates provided for the following sites are not correct, and they show a different location in the ground where there are no solar projects but empty ground when keyed into the google maps: Mytrah Abhinav Power Pvt Ltd in Tandur, Rangareddy Mytrah Advaith Power Pvt Ltd in Hunagund, Bagalkot. Mytrah Advaith Power Pvt Ltd in Sindagi, Bijapur.		

In ER Sheet: The ERR sheet for Karnataka does not explicitly indicate how 115% to account for transmission losses is applied to the import while calculating the net electricity.				
1st Response from PP			**Date**	27-March-2024
The revised coordinates provided for certain project sites in sections 1.7 and 3.2.2 of the Monitoring Report (MR) have been accurately verified and updated to reflect the precise locations of the respective solar projects site mentioned below. Mytrah Abhinav Power Pvt Ltd in Tandur, Rangareddy Mytrah Advaith Power Pvt Ltd in Hunagund, Bagalkot. Mytrah Advaith Power Pvt Ltd in Sindagi, Bijapur. The ER sheet for Karnataka has been updated to transparently apply the 115% factor for transmission losses in calculating net electricity, especially for imports. It now clearly explains how this factor is accounted.				
1st Assessment by Audit Team	**Status**	Closed	**Date**	28-March-2024
For section 1.7 & 3.2.2 of MR: PP has revised the geo-Coordinates for the following project sites in section 1.7 and 3.2.2 of the monitoring report: Mytrah Abhinav Power Pvt Ltd in Tandur, Rangareddy Mytrah Advaith Power Pvt Ltd in Hunagund, Bagalkot. Mytrah Advaith Power Pvt Ltd in Sindagi, Bijapur. Mytrah Abhinav Power Pvt Ltd in Arvapally, Nalgonda Assessment team has assessed each project location with the help of Google earth pro software; thus, it is accepted. **For ER Sheet:** The ER sheet for Karnataka has been updated by the PP. Now PP has transparently applied the 115% factor for transmission losses in calculating net electricity, especially for imports. It now clearly explains how this factor is accounted. **Hence, CAR#06 is Closed.**				

Description of Clarification Requests (CLs) raised by VVB:

~~Type~~			~~Date~~	~~DD Month YYYY~~
~~FAR~~			~~Reference~~	~~Section of Val/Ver protocol~~
~~Description of the Non-Conformance~~				
~~1st Response from PP~~			~~Date~~	~~DD Month YYYY~~
~~1st Assessment by Audit Team~~	~~Status~~	~~Open/Closed~~	~~Date~~	~~DD Month YYYY~~
~~2nd Response from PP~~			~~Date~~	~~DD Month YYYY~~
~~2nd Assessment by Audit Team~~	~~Status~~	~~Open/Closed~~	~~Date~~	~~DD Month YYYY~~

APPENDIX C: COMPETENCE STATEMENT

Team Leader

Certification Pvt. Ltd. VKU.F50W. Competence Statement

COMPETENCE STATEMENT

Name	Sanjay Kumar K
Nationality	Indian
Countries of Experience	India
Education Qualification	B.E. (Civil Engineering) M. Tech (Environmental Engineering)
Year of Experience	20 Years +
Area of Expertise	Climate Change & Environment Sustainable Development GHG Footprints
Eligible Sectoral Scope	TA 1.2 - Renewables TA 3.1 - Energy Demand TA 6.1 - Construction

Roles

Project Trainee	NO
Validator/Verifier Trainee	NO
Validator	YES
Verifier	YES
Team Leader	YES
Technical Reviewer	YES
Local Expert (Country Wise)	YES
TA Expert (1.2, 3.1, 6.1)	YES
Financial Expert	YES

Reviewed by	Vandana Gupta (Quality Manager)	Date	03.03.2023
Approved by	Vivek Kumar Ahirwar (Technical Manager)	Date	03.03.2023

Validator/Verifier Trainee

Certification Pvt. Ltd. VKU.F50W. Competence Statement

COMPETENCE STATEMENT

Name	Anil Dhankar
Nationality	Indian
Countries of Experience	India
Education Qualification	B.Sc. (BCZ) M.Sc. (Environmental Science)
Year of Experience	9 months as Project Trainee in VKU
Area of Expertise	Climate Change & Environment
Eligible Sectoral Scope	NA

Roles

Project Trainee	NO
Validator/Verifier Trainee	YES
Validator	NO
Verifier	NO
Team Leader	NO
Technical Reviewer	NO
Local Expert (Country Wise)	NO
TA Expert (X.X)	NO
Financial Expert	NO

Reviewed by	Vandana Gupta (Quality Manager)	Date	07/07/2023
Approved by	Vivek Kumar Ahirwar (Technical Manager)	Date	07/07/2023

Project Trainee

Certification Pvt. Ltd. VKU.F50W. Competence Statement

COMPETENCE STATEMENT

Name	Priyanshee Modi
Nationality	Indian
Countries of Experience	India
Education Qualification	M.Sc. (Biotechnology) B.Sc. (Biotechnology)
Year of Experience	Fresher
Area of Expertise	NA
Eligible Sectoral Scope	NA

Roles

Project Trainee	YES
Validator/Verifier Trainee	NO
Validator	NO
Verifier	NO
Team Leader	NO
Technical Reviewer	NO
Local Expert (Country Wise)	NO
TA Expert (X.X)	NO
Financial Expert	NO

Reviewed by	Vandana Gupta (Quality Manager)	Date	05/06/2023
Approved by	Vivek Kumar Ahirwar (Technical Manager)	Date	05/06/2023

Technical Reviewer

Certification Pvt. Ltd.

VKU.F50W. Competence Statement

COMPETENCE STATEMENT

Name	Vivek Kumar Ahirwar
Nationality	Indian
Countries of Experience	India, Madagascar, Thailand, Nepal, South Africa, Vietnam, Mozambique, Kenya, Ethiopia, Spain, Singapore, Zimbabwe, Columbia, Zambia, Libya, Indonesia, Myanmar
Education Qualification	B.E.(Mechanical) M.Tech.(Energy Management)
Year of Experience	15 Years +
Area of Expertise	Climate Change & Environment & Industry
Eligible Sectoral Scope	TA 1.1 Thermal Energy & Biomass TA 1.2 Renewables/Non-renewables TA 2.1 Energy Distribution TA 3.1 Energy Demand TA 13.1 Solid waste and Wastewater

Roles

Project Trainee	NO
Validator/Verifier Trainee	NO
Validator	YES
Verifier	YES
Team Leader	YES
Technical Reviewer	YES
Local Expert (Country Wise)	YES
TA Expert (TA 1.1, 1.2, 2.1, 3.1, 13.1)	YES
Financial Expert	YES

Reviewed by	Apoorva Gupta (Quality Manager)	Date	11/10/2023
Approved by	Barun Kumar (Technical Manager)	Date	11/10/2023